

J. DISCIPLINARY AREAS OF DEGREE**J1****Degrees conferred between July 1, 2023 and June 30, 2024**

For each of the following discipline areas, provide the percentage of diplomas/certificates, associate degrees, and baccalaureate degrees conferred (e.g., students with one degree but a double major will be represented twice). Calculate the percentage of diplomas/certificates, associate degrees, and baccalaureate degrees conferred for each CIP code as the numerator and the sum of the Grand Total by 1st Majors and the Grand Total by 2nd Majors as the denominator. Round the percentages using 1st majors only.

Diploma/Certificates**Category****Percentage**

| | | |
|------|---|-------------|
| J101 | Agriculture | Disciplinar |
| J102 | Natural resources and conservation | Disciplinar |
| J103 | Architecture | Disciplinar |
| J104 | Area, ethnic, and gender studies | Disciplinar |
| J105 | Communication/journalism | Disciplinar |
| J106 | Communication technologies | Disciplinar |
| J107 | Computer and information sciences | Disciplinar |
| J108 | Personal and culinary services | Disciplinar |
| J109 | Education | Disciplinar |
| J110 | Engineering | Disciplinar |
| J111 | Engineering technologies | Disciplinar |
| J112 | Foreign languages, literatures, and linguistics | Disciplinar |
| J113 | Family and consumer sciences | Disciplinar |
| J114 | Law/legal studies | Disciplinar |
| J115 | English | Disciplinar |
| J116 | Liberal arts/general studies | Disciplinar |
| J117 | Library science | Disciplinar |
| J118 | Biological/life sciences | Disciplinar |
| J119 | Mathematics and statistics | Disciplinar |
| J120 | Military science and military technologies | Disciplinar |
| J121 | Interdisciplinary studies | Disciplinar |
| J122 | Parks and recreation | Disciplinar |
| J123 | Philosophy and religious studies | Disciplinar |
| J124 | Theology and religious vocations | Disciplinar |
| J125 | Physical sciences | Disciplinar |
| J126 | Science technologies | Disciplinar |
| J127 | Psychology | Disciplinar |

| | | |
|------|---|---------------|
| J128 | Homeland Security, law enforcement, firefighting, and protective services | Disciplinar |
| J129 | Public administration and social services | Disciplinar |
| J130 | Social sciences | Disciplinar |
| J131 | Construction trades | Disciplinar |
| J132 | Mechanic and repair technologies | Disciplinar |
| J133 | Precision production | Disciplinar |
| J134 | Transportation and materials moving | Disciplinar |
| J135 | Visual and performing arts | Disciplinar |
| J136 | Health professions and related programs | Disciplinar |
| J137 | Business/marketing | Disciplinar |
| J138 | History | Disciplinar |
| J139 | Other | Disciplinar |
| J140 | Total should = 100% | 0 Disciplinar |

Associate

| | Category | Percentage |
|------|---|----------------|
| J141 | Agriculture | 1 Disciplinar |
| J142 | Natural resources and conservation | Disciplinar |
| J143 | Architecture | Disciplinar |
| J144 | Area, ethnic, and gender studies | Disciplinar |
| J145 | Communication/journalism | Disciplinar |
| J146 | Communication technologies | Disciplinar |
| J147 | Computer and information sciences | 1 Disciplinar |
| J148 | Personal and culinary services | 10 Disciplinar |
| J149 | Education | 2 Disciplinar |
| J150 | Engineering | 7 Disciplinar |
| J151 | Engineering technologies | Disciplinar |
| J152 | Foreign languages, literatures, and linguistics | 12 Disciplinar |
| J153 | Family and consumer sciences | 2 Disciplinar |
| J154 | Law/legal studies | Disciplinar |
| J155 | English | Disciplinar |
| J156 | Liberal arts/general studies | Disciplinar |
| J157 | Library science | Disciplinar |
| J158 | Biological/life sciences | Disciplinar |
| J159 | Mathematics and statistics | Disciplinar |
| J160 | Military science and military technologies | Disciplinar |
| J161 | Interdisciplinary studies | 1 Disciplinar |

| | | |
|------|--|-----------------|
| J162 | Parks and recreation | Disciplinar |
| J163 | Philosophy and religious studies | Disciplinar |
| J164 | Theology and religious vocations | Disciplinar |
| J165 | Physical sciences | Disciplinar |
| J166 | Science technologies | Disciplinar |
| J167 | Psychology | Disciplinar |
| | Homeland Security, law enforcement, firefighting, and protective services | 9 Disciplinar |
| J168 | Public administration and social services | 5 Disciplinar |
| J169 | Social sciences | Disciplinar |
| J170 | Construction trades | Disciplinar |
| J171 | Mechanic and repair technologies | 12 Disciplinar |
| J172 | Precision production | 10 Disciplinar |
| J173 | Transportation and materials moving | Disciplinar |
| J174 | Visual and performing arts | Disciplinar |
| J175 | | |
| J176 | Health professions and related programs | 18 Disciplinar |
| J177 | Business/marketing | 10 Disciplinar |
| J178 | History | Disciplinar |
| J179 | Other | Disciplinar |
| J180 | Total should = 100% | 100 Disciplinar |

| Bachelor's | | |
|------------|---|---------------|
| | Category | Percentage |
| J181 | Agriculture | Disciplinar |
| J182 | Natural resources and conservation | 1 Disciplinar |
| J183 | Architecture | Disciplinar |
| J184 | Area, ethnic, and gender studies | Disciplinar |
| J185 | Communication/journalism | 2 Disciplinar |
| J186 | Communication technologies | Disciplinar |
| J187 | Computer and information sciences | 3 Disciplinar |
| J188 | Personal and culinary services | Disciplinar |
| J189 | Education | 9 Disciplinar |
| J190 | Engineering | 3 Disciplinar |
| J191 | Engineering technologies | 1 Disciplinar |
| J192 | Foreign languages, literatures, and linguistics | 2 Disciplinar |
| J193 | Family and consumer sciences | Disciplinar |
| J194 | Law/legal studies | Disciplinar |
| J195 | English | 1 Disciplinar |
| J196 | Liberal arts/general studies | 6 Disciplinar |

| | | |
|------|--|-----------------|
| J197 | Library science | Disciplinar |
| J198 | Biological/life sciences | 4 Disciplinar |
| J199 | Mathematics and statistics | 1 Disciplinar |
| J200 | Military science and military technologies | Disciplinar |
| J201 | Interdisciplinary studies | Disciplinar |
| J202 | Parks and recreation | Disciplinar |
| J203 | Philosophy and religious studies | Disciplinar |
| J204 | Theology and religious vocations | Disciplinar |
| J205 | Physical sciences | 1 Disciplinar |
| J206 | Science technologies | Disciplinar |
| J207 | Psychology | 8 Disciplinar |
| J208 | Homeland Security, law enforcement, firefighting, and protective services | 3 Disciplinar |
| J209 | Public administration and social services | 2 Disciplinar |
| J210 | Social sciences | 6 Disciplinar |
| J211 | Construction trades | Disciplinar |
| J212 | Mechanic and repair technologies | Disciplinar |
| J213 | Precision production | Disciplinar |
| J214 | Transportation and materials moving | Disciplinar |
| J215 | Visual and performing arts | 3 Disciplinar |
| J216 | Health professions and related programs | 31 Disciplinar |
| J217 | Business/marketing | 11 Disciplinar |
| J218 | History | 2 Disciplinar |
| J219 | Other | Disciplinar |
| J220 | Total should = 100% | 100 Disciplinar |

Sub-Sectic Category Student Gr Cohort Residency Unit load Gender Value type

DEGREES CONFERRED

degree, and bachelor's degrees awarded. To determine the percentage, use majors, not the percentage from your institution's IPEDS Completions by using the sum of 1st and 2nd major as the denominator. If you prefer, you can compute the

2020 CIP Categories

| | | | | | | |
|-----------|---------|---------------|-----|-----|-----|----------------------------------|
| Diploma/C | 01 | Undergrad All | All | All | All | Whole Number or Round to Nearest |
| Diploma/C | 03 | Undergrad All | All | All | All | Whole Number or Round to Nearest |
| Diploma/C | 04 | Undergrad All | All | All | All | Whole Number or Round to Nearest |
| Diploma/C | 05 | Undergrad All | All | All | All | Whole Number or Round to Nearest |
| Diploma/C | 09 | Undergrad All | All | All | All | Whole Number or Round to Nearest |
| Diploma/C | 10 | Undergrad All | All | All | All | Whole Number or Round to Nearest |
| Diploma/C | 11 | Undergrad All | All | All | All | Whole Number or Round to Nearest |
| Diploma/C | 12 | Undergrad All | All | All | All | Whole Number or Round to Nearest |
| Diploma/C | 13 | Undergrad All | All | All | All | Whole Number or Round to Nearest |
| Diploma/C | 14 | Undergrad All | All | All | All | Whole Number or Round to Nearest |
| Diploma/C | 15 | Undergrad All | All | All | All | Whole Number or Round to Nearest |
| Diploma/C | 16 | Undergrad All | All | All | All | Whole Number or Round to Nearest |
| Diploma/C | 19 | Undergrad All | All | All | All | Whole Number or Round to Nearest |
| Diploma/C | 22 | Undergrad All | All | All | All | Whole Number or Round to Nearest |
| Diploma/C | 23 | Undergrad All | All | All | All | Whole Number or Round to Nearest |
| Diploma/C | 24 | Undergrad All | All | All | All | Whole Number or Round to Nearest |
| Diploma/C | 25 | Undergrad All | All | All | All | Whole Number or Round to Nearest |
| Diploma/C | 26 | Undergrad All | All | All | All | Whole Number or Round to Nearest |
| Diploma/C | 27 | Undergrad All | All | All | All | Whole Number or Round to Nearest |
| Diploma/C | 28 & 29 | Undergrad All | All | All | All | Whole Number or Round to Nearest |
| Diploma/C | 30 | Undergrad All | All | All | All | Whole Number or Round to Nearest |
| Diploma/C | 31 | Undergrad All | All | All | All | Whole Number or Round to Nearest |
| Diploma/C | 38 | Undergrad All | All | All | All | Whole Number or Round to Nearest |
| Diploma/C | 39 | Undergrad All | All | All | All | Whole Number or Round to Nearest |
| Diploma/C | 40 | Undergrad All | All | All | All | Whole Number or Round to Nearest |
| Diploma/C | 41 | Undergrad All | All | All | All | Whole Number or Round to Nearest |
| Diploma/C | 42 | Undergrad All | All | All | All | Whole Number or Round to Nearest |

| | | | | | | |
|-----------|-------|---------------|-----|-----|-----|--------------------------------|
| Diploma/C | 43 | Undergrad All | All | All | All | Whole Number or Round to Neare |
| Diploma/C | 44 | Undergrad All | All | All | All | Whole Number or Round to Neare |
| Diploma/C | 45 | Undergrad All | All | All | All | Whole Number or Round to Neare |
| Diploma/C | 46 | Undergrad All | All | All | All | Whole Number or Round to Neare |
| Diploma/C | 47 | Undergrad All | All | All | All | Whole Number or Round to Neare |
| Diploma/C | 48 | Undergrad All | All | All | All | Whole Number or Round to Neare |
| Diploma/C | 49 | Undergrad All | All | All | All | Whole Number or Round to Neare |
| Diploma/C | 50 | Undergrad All | All | All | All | Whole Number or Round to Neare |
| | | | | | | |
| Diploma/C | 51 | Undergrad All | All | All | All | Whole Number or Round to Neare |
| Diploma/C | 52 | Undergrad All | All | All | All | Whole Number or Round to Neare |
| Diploma/C | 54 | Undergrad All | All | All | All | Whole Number or Round to Neare |
| Diploma/C | Other | Undergrad All | All | All | All | Whole Number or Round to Neare |
| Diploma/C | Total | Undergrad All | All | All | All | Whole Number or Round to Neare |

**2020 CIP
Categories**

| | | | | | | |
|-----------|---------|---------------|-----|-----|-----|--------------------------------|
| Associate | 01 | Undergrad All | All | All | All | Whole Number or Round to Neare |
| Associate | 03 | Undergrad All | All | All | All | Whole Number or Round to Neare |
| Associate | 04 | Undergrad All | All | All | All | Whole Number or Round to Neare |
| Associate | 05 | Undergrad All | All | All | All | Whole Number or Round to Neare |
| Associate | 09 | Undergrad All | All | All | All | Whole Number or Round to Neare |
| Associate | 10 | Undergrad All | All | All | All | Whole Number or Round to Neare |
| Associate | 11 | Undergrad All | All | All | All | Whole Number or Round to Neare |
| Associate | 12 | Undergrad All | All | All | All | Whole Number or Round to Neare |
| Associate | 13 | Undergrad All | All | All | All | Whole Number or Round to Neare |
| Associate | 14 | Undergrad All | All | All | All | Whole Number or Round to Neare |
| Associate | 15 | Undergrad All | All | All | All | Whole Number or Round to Neare |
| | | | | | | |
| Associate | 16 | Undergrad All | All | All | All | Whole Number or Round to Neare |
| Associate | 19 | Undergrad All | All | All | All | Whole Number or Round to Neare |
| Associate | 22 | Undergrad All | All | All | All | Whole Number or Round to Neare |
| Associate | 23 | Undergrad All | All | All | All | Whole Number or Round to Neare |
| Associate | 24 | Undergrad All | All | All | All | Whole Number or Round to Neare |
| Associate | 25 | Undergrad All | All | All | All | Whole Number or Round to Neare |
| Associate | 26 | Undergrad All | All | All | All | Whole Number or Round to Neare |
| Associate | 27 | Undergrad All | All | All | All | Whole Number or Round to Neare |
| Associate | 28 & 29 | Undergrad All | All | All | All | Whole Number or Round to Neare |
| Associate | 30 | Undergrad All | All | All | All | Whole Number or Round to Neare |

| | | | | | | |
|-----------|-------|---------------|-----|-----|-----|--------------------------------|
| Associate | 31 | Undergrad All | All | All | All | Whole Number or Round to Neare |
| Associate | 38 | Undergrad All | All | All | All | Whole Number or Round to Neare |
| Associate | 39 | Undergrad All | All | All | All | Whole Number or Round to Neare |
| Associate | 40 | Undergrad All | All | All | All | Whole Number or Round to Neare |
| Associate | 41 | Undergrad All | All | All | All | Whole Number or Round to Neare |
| Associate | 42 | Undergrad All | All | All | All | Whole Number or Round to Neare |
| Associate | 43 | Undergrad All | All | All | All | Whole Number or Round to Neare |
| Associate | 44 | Undergrad All | All | All | All | Whole Number or Round to Neare |
| Associate | 45 | Undergrad All | All | All | All | Whole Number or Round to Neare |
| Associate | 46 | Undergrad All | All | All | All | Whole Number or Round to Neare |
| Associate | 47 | Undergrad All | All | All | All | Whole Number or Round to Neare |
| Associate | 48 | Undergrad All | All | All | All | Whole Number or Round to Neare |
| Associate | 49 | Undergrad All | All | All | All | Whole Number or Round to Neare |
| Associate | 50 | Undergrad All | All | All | All | Whole Number or Round to Neare |
| Associate | 51 | Undergrad All | All | All | All | Whole Number or Round to Neare |
| Associate | 52 | Undergrad All | All | All | All | Whole Number or Round to Neare |
| Associate | 54 | Undergrad All | All | All | All | Whole Number or Round to Neare |
| Associate | Other | Undergrad All | All | All | All | Whole Number or Round to Neare |
| Associate | Total | Undergrad All | All | All | All | Whole Number or Round to Neare |

**2020 CIP
Categories**

| | | | | | | |
|-----------|----|---------------|-----|-----|-----|--------------------------------|
| Bachelors | 01 | Undergrad All | All | All | All | Whole Number or Round to Neare |
| Bachelors | 03 | Undergrad All | All | All | All | Whole Number or Round to Neare |
| Bachelors | 04 | Undergrad All | All | All | All | Whole Number or Round to Neare |
| Bachelors | 05 | Undergrad All | All | All | All | Whole Number or Round to Neare |
| Bachelors | 09 | Undergrad All | All | All | All | Whole Number or Round to Neare |
| Bachelors | 10 | Undergrad All | All | All | All | Whole Number or Round to Neare |
| Bachelors | 11 | Undergrad All | All | All | All | Whole Number or Round to Neare |
| Bachelors | 12 | Undergrad All | All | All | All | Whole Number or Round to Neare |
| Bachelors | 13 | Undergrad All | All | All | All | Whole Number or Round to Neare |
| Bachelors | 14 | Undergrad All | All | All | All | Whole Number or Round to Neare |
| Bachelors | 15 | Undergrad All | All | All | All | Whole Number or Round to Neare |
| Bachelors | 16 | Undergrad All | All | All | All | Whole Number or Round to Neare |
| Bachelors | 19 | Undergrad All | All | All | All | Whole Number or Round to Neare |
| Bachelors | 22 | Undergrad All | All | All | All | Whole Number or Round to Neare |
| Bachelors | 23 | Undergrad All | All | All | All | Whole Number or Round to Neare |
| Bachelors | 24 | Undergrad All | All | All | All | Whole Number or Round to Neare |

| | | | | | | |
|-----------|---------|---------------|-----|-----|-----|--------------------------------|
| Bachelors | 25 | Undergrad All | All | All | All | Whole Number or Round to Neare |
| Bachelors | 26 | Undergrad All | All | All | All | Whole Number or Round to Neare |
| Bachelors | 27 | Undergrad All | All | All | All | Whole Number or Round to Neare |
| Bachelors | 28 & 29 | Undergrad All | All | All | All | Whole Number or Round to Neare |
| Bachelors | 30 | Undergrad All | All | All | All | Whole Number or Round to Neare |
| Bachelors | 31 | Undergrad All | All | All | All | Whole Number or Round to Neare |
| Bachelors | 38 | Undergrad All | All | All | All | Whole Number or Round to Neare |
| Bachelors | 39 | Undergrad All | All | All | All | Whole Number or Round to Neare |
| Bachelors | 40 | Undergrad All | All | All | All | Whole Number or Round to Neare |
| Bachelors | 41 | Undergrad All | All | All | All | Whole Number or Round to Neare |
| Bachelors | 42 | Undergrad All | All | All | All | Whole Number or Round to Neare |
| | | | | | | |
| Bachelors | 43 | Undergrad All | All | All | All | Whole Number or Round to Neare |
| Bachelors | 44 | Undergrad All | All | All | All | Whole Number or Round to Neare |
| Bachelors | 45 | Undergrad All | All | All | All | Whole Number or Round to Neare |
| Bachelors | 46 | Undergrad All | All | All | All | Whole Number or Round to Neare |
| Bachelors | 47 | Undergrad All | All | All | All | Whole Number or Round to Neare |
| Bachelors | 48 | Undergrad All | All | All | All | Whole Number or Round to Neare |
| Bachelors | 49 | Undergrad All | All | All | All | Whole Number or Round to Neare |
| Bachelors | 50 | Undergrad All | All | All | All | Whole Number or Round to Neare |
| | | | | | | |
| Bachelors | 51 | Undergrad All | All | All | All | Whole Number or Round to Neare |
| Bachelors | 52 | Undergrad All | All | All | All | Whole Number or Round to Neare |
| Bachelors | 54 | Undergrad All | All | All | All | Whole Number or Round to Neare |
| Bachelors | Other | Undergrad All | All | All | All | Whole Number or Round to Neare |
| Bachelors | Total | Undergrad All | All | All | All | Whole Number or Round to Neare |

[illegible][illegible]

Best Tents

Best Tents

Best Tents

Best Tents

Best Tenth

Best Tents

Best Tents

Best Tents

Best Tents

Best Tents

Best Tents

est Tenth

est Tenth

est Tenths

Best Tents

est Tenth

est Tenths

est Tenths

est Tenths

Best Tents

Best Tents

est Tenth

Best Tents

est Tenth

Best Tents

Best Tents

Best Tents

Best Tents

Best Tents

est Tenth

est Tenth

est Tenth

est Tenth

est Tenth

est Tenth
est Tenth
est Tenth
est Tenth
est Tenth
est Tenth

est Tenth
est Tenth
est Tenth
est Tenth
est Tenth
est Tenth
est Tenth
est Tenth

est Tenth
est Tenth
est Tenth
est Tenth
est Tenth

est Tenth
est Tenth
est Tenth
est Tenth
est Tenth
est Tenth
est Tenth
est Tenth
est Tenth
est Tenth

est Tenth
est Tenth
est Tenth
est Tenth
est Tenth

est Tenth
est Tenth
est Tenth
est Tenth
est Tenth
est Tenth
est Tenth
est Tenth
est Tenth
est Tenth

est Tenth
est Tenth
est Tenth
est Tenth
est Tenth
est Tenth
est Tenth

est Tenth
est Tenth
est Tenth
est Tenth
est Tenth

Question N Question

| A0 | Respondent Information (Not for Publication) |
|----|--|
|----|--|

| | |
|------|---|
| A01 | Name: |
| A02 | Title: |
| A03 | Office: |
| A04 | Mailing Address: |
| A05 | City/State/Zip/Country: |
| A06 | Phone: |
| A07 | Fax: |
| A08 | E-mail Address: |
| A09 | Are your responses to the CDS posted for reference on your institution's Web site? |
| A010 | If yes, please provide the URL of the corresponding Web page: |
| A0A | We invite you to indicate if there are items on the CDS for which you cannot use the requested analytic convention, cannot provide data for the cohort requested, whose methodology is unclear, or about which you have questions or comments in general. This information will not be published but will help the publishers further refine CDS items. |

| A1 | Address Information |
|----|---------------------|
|----|---------------------|

| | |
|------|------------------------------------|
| A101 | Name of College/University: |
| A102 | Mailing Address: |
| A103 | City/State/Zip/Country: |
| A104 | Street Address (if different): |
| A105 | City/State/Zip/Country: |
| A106 | Main Phone Number: |
| A107 | WWW Home Page Address: |
| A108 | Admissions Phone Number: |
| A109 | Admissions Toll-Free Phone Number: |

- A110 Admissions Office Mailing Address:
- A111 City/State/Zip/Country:
- A112 Admissions E-mail Address:
- A113 If there is a separate URL for your school's online application, please specify:
- A114 If you have a mailing address other than the above to which applications should be sent, please provide:

A2 Source of institutional control (Check only one):

- A201 Public
- A202 Private (nonprofit)
- A203 Proprietary

A3 Classify your undergraduate institution:

- A301 Coeducational college
- A302 Men's college
- A303 Women's college

A4 Academic year calendar:

- A401 Semester
- A402 Quarter
- A403 Trimester
- A404 4-1-4
- A405 Continuous
- A406 Differs by program (describe):
- A407 Other (describe)

A5 Degrees offered by your institution:

- A501 Certificate
- A502 Diploma
- A503 Associate
- A504 Transfer Associate
- A505 Terminal Associate
- A506 Bachelor's
- A507 Postbachelor's certificate

- A508 Master's
- A509 Post-master's certificate
- A510 Doctoral degree research/scholarship
- A511 Doctoral degree – professional practice
- A512 Doctoral degree -- other

| | |
|-----------|---|
| A6 | Diversity, Equity, and Inclusion |
|-----------|---|

If you have a diversity, equity, and inclusion office or department, please provide the URL of the corresponding

A601 Web page:

| Answer | Section | Sub-Section |
|---|---------------------|------------------------|
| A. GENERAL INFORMATION | | |
| Response Text | | |
| Dana Carlsen | General Information | Respondent Information |
| Senior Institutional Research Analyst | General Information | Respondent Information |
| Institutional Research | General Information | Respondent Information |
| 921 S *th Ave, Admin Bldg | General Information | Respondent Information |
| Pocatello, Idaho 83209-8368 | General Information | Respondent Information |
| 208-282-4430 | General Information | Respondent Information |
| danacarlsen@isu.edu | General Information | Respondent Information |
| Response 'Y' or 'N' | | |
| yes | General Information | Respondent Information |
| Response URL | | |
| https://www.isu.edu/institutionalresearch/Comm | General Information | Respondent Information |
| Response Text | | |
| | General Information | Respondent Information |
| Response Text | | |
| Idaho State University | General Information | Address Information |
| 921 S. 8th Ave. | General Information | Address Information |
| Pocatello, Idaho 83209 | General Information | Address Information |
| 921 S. 8th Ave. | General Information | Address Information |
| Pocatello, Idaho 83209 | General Information | Address Information |
| 208-282-2475 | General Information | Address Information |
| https://www.isu.edu/ | General Information | Address Information |
| 208-282-2475 | General Information | Address Information |
| | General Information | Address Information |

| | | |
|-----------------------------------|---------------------|---------------------|
| Museum Nat'l Hist. 319, Stop 8270 | General Information | Address Information |
| Pocatello, Idaho 83209 | General Information | Address Information |
| admiss@isu.edu | General Information | Address Information |

Response URL

| | | |
|---|---------------------|---------------------|
| https://www.isu.edu/apply/ | General Information | Address Information |
|---|---------------------|---------------------|

Response Text

| | | |
|----|---------------------|---------------------|
| na | General Information | Address Information |
|----|---------------------|---------------------|

Response 'x'

| | | |
|---|---------------------|-----------------------|
| x | General Information | Institutional Control |
| | General Information | Institutional Control |
| | General Information | Institutional Control |

Response 'x'

| | | |
|---|---------------------|----------------|
| x | General Information | Classification |
| | General Information | Classification |
| | General Information | Classification |

Response 'x'

| | | |
|---|---------------------|---------------|
| x | General Information | Academic Year |
| | General Information | Academic Year |
| | General Information | Academic Year |
| | General Information | Academic Year |
| | General Information | Academic Year |

Response Text

| | |
|---------------------|---------------|
| General Information | Academic Year |
| General Information | Academic Year |

Response 'x'

| | | |
|---|---------------------|-----------------|
| x | General Information | Degrees Offered |
| | General Information | Degrees Offered |
| x | General Information | Degrees Offered |
| | General Information | Degrees Offered |
| | General Information | Degrees Offered |
| x | General Information | Degrees Offered |
| x | General Information | Degrees Offered |

| | | |
|---|---------------------|-----------------|
| x | General Information | Degrees Offered |
| x | General Information | Degrees Offered |
| x | General Information | Degrees Offered |
| x | General Information | Degrees Offered |
| x | General Information | Degrees Offered |

Response URL

| | | |
|----------------------------|---------------------|-----|
| Doctoral Research Moderate | General Information | DEI |
|----------------------------|---------------------|-----|

[illegible]

| | | | | | | |
|-----|-----|-----|-----|-----|-----|---|
| All | All | All | All | All | All | x |
| All | All | All | All | All | All | x |
| All | All | All | All | All | All | x |
| All | All | All | All | All | All | x |
| All | All | All | All | All | All | x |

| | | | | | | |
|-----|-----|-----|-----|-----|-----|-----|
| All | All | All | All | All | All | URL |
|-----|-----|-----|-----|-----|-----|-----|

| Question Number | Question |
|-----------------|----------|
| | |

| | |
|-----------|---|
| B1 | Institutional Enrollment - Men and Women Provide numbers of students for each of the following categories: <ul style="list-style-type: none"> • Note: Report students formerly designated as “first professional degree” students as “first professional degree-seeking” students. • For information on reporting study abroad students please see the instructions for question B109. • Dual Enrollment: If your institution enrolls high school students in college-level courses, report those students as “dual enrollment” students. |
|-----------|---|

| | |
|------|--|
| | Undergraduate Students: Full-Time |
| B101 | Degree-seeking, first-time first-year students: men |
| B102 | Degree-seeking, first-time first-year students: women |
| B103 | Degree-seeking, first-time first-year students: another gender |
| B104 | Degree-seeking, first-time first-year students: unknown |
| B105 | Other first-year, degree-seeking: men |
| B106 | Other first-year, degree-seeking: women |
| B107 | Other first-year, degree-seeking: another gender |
| B108 | Other first-year, degree-seeking: unknown |
| B109 | All other degree-seeking: men |
| B110 | All other degree-seeking: women |
| B111 | All other degree-seeking: another gender |
| B112 | All other degree-seeking: unknown |
| B113 | Total degree-seeking: men |
| B114 | Total degree-seeking: women |
| B115 | Total degree-seeking: another gender |
| B116 | Total degree-seeking: unknown |
| B117 | All other undergraduates enrolled in credit courses: men |
| B118 | All other undergraduates enrolled in credit courses: women |

| | |
|------|---|
| B119 | All other undergraduates enrolled in credit courses: another gender |
| B120 | All other undergraduates enrolled in credit courses: unknown |
| B121 | Total undergraduate Full-Time Students: men |
| B122 | Total undergraduate Full-Time Students: women |
| B123 | Total undergraduate Full-Time Students: another gender |
| B124 | Total undergraduate Full-Time Students: unknown |

Undergraduate Students: Part-Time

| | |
|------|---|
| B125 | Degree-seeking, first-time first-year students: men |
| B126 | Degree-seeking, first-time first-year students: women |
| B127 | Degree-seeking, first-time first-year students: another gender |
| B128 | Degree-seeking, first-time first-year students: unknown |
| B129 | Other first-year, degree-seeking: men |
| B130 | Other first-year, degree-seeking: women |
| B131 | Other first-year, degree-seeking: another gender |
| B132 | Other first-year, degree-seeking: unknown |
| B133 | All other degree-seeking: men |
| B134 | All other degree-seeking: women |
| B135 | All other degree-seeking: another gender |
| B136 | All other degree-seeking: unknown |
| B137 | Total degree-seeking: men |
| B138 | Total degree-seeking: women |
| B139 | Total degree-seeking: another gender |
| B140 | Total degree-seeking: unknown |
| B141 | All other undergraduates enrolled in credit courses: men |
| B142 | All other undergraduates enrolled in credit courses: women |
| B143 | All other undergraduates enrolled in credit courses: another gender |
| B144 | All other undergraduates enrolled in credit courses: unknown |

| | |
|------|---|
| B145 | Total undergraduate Part-Time Students: men |
| B146 | Total undergraduate Part-Time Students: women |
| B147 | Total undergraduate Part-Time Students: another gender |
| B148 | Total undergraduate Part-Time Students: unknown |

Undergraduate Students: All

| | |
|------|---|
| B149 | Total undergraduate students: men |
| B150 | Total undergraduate students: women |
| B151 | Total undergraduate students: another gender |
| B152 | Total undergraduate students: unknown |

Graduate Students: Full-Time

| | |
|------|--|
| B153 | Degree-seeking, first-time: men |
| B154 | Degree-seeking, first-time: women |
| B155 | Degree-seeking, first-time: another gender |
| B156 | Degree-seeking, first-time: unknown |
| B157 | All other degree-seeking: men |
| B158 | All other degree-seeking: women |
| B159 | All other degree-seeking: another gender |
| B160 | All other degree-seeking: unknown |
| B161 | All other graduates enrolled in credit courses: men |
| B162 | All other graduates enrolled in credit courses: women |
| B163 | All other graduates enrolled in credit courses: another gender |
| B164 | All other graduates enrolled in credit courses: unknown |
| B165 | Total graduate Full-Time Students: men |
| B166 | Total graduate Full-Time Students: women |
| B167 | Total graduate Full-Time Students: another gender |
| B168 | Total graduate Full-Time Students: unknown |

Graduate Students: Part-Time

| | |
|------|--|
| B169 | Degree-seeking, first-time: men |
| B170 | Degree-seeking, first-time: women |
| B171 | Degree-seeking, first-time: another gender |

| | |
|------|--|
| B172 | Degree-seeking, first-time: unknown |
| B173 | All other degree-seeking: men |
| B174 | All other degree-seeking: women |
| B175 | All other degree-seeking: another gender |
| B176 | All other degree-seeking: unknown |
| B177 | All other graduates enrolled in credit courses: men |
| B178 | All other graduates enrolled in credit courses: women |
| B179 | All other graduates enrolled in credit courses: another gender |
| B180 | All other graduates enrolled in credit courses: unknown |
| B181 | Total graduate Part-Time Students: men |
| B182 | Total graduate Part-Time Students: women |
| B183 | Total graduate Part-Time Students: another gender |
| B184 | Total graduate Part-Time Students: unknown |

Graduate Students: All

| | |
|------|--|
| B185 | Total Graduate Students: men |
| B186 | Total Graduate Students: women |
| B187 | Total Graduate Students: another gender |
| B188 | Total Graduate Students: unknown |

All Students: Total

| | |
|------|---|
| B189 | Total All Students: men |
| B190 | Total All Students: women |
| B191 | Total All Students: another gender |
| B192 | Total All Students: unknown |
| B193 | Total all undergraduates |
| B194 | Total all graduate |
| B195 | Grand Total All Students |

B2

Enrollment by Racial/Ethnic Category.

Provide numbers of undergraduate students for each of the

- Include international students only in the category "Nonr
- Complete the "Total Undergraduates" column only if you
- Report as your institution reports to IPEDS: persons who

- report as your institution reports to IPEDS. persons who non-Hispanic multi-racial should be reported only under
- New guidance from IPEDS for reporting aggregate data: F non-citizens.

Eligible non-citizens include all students who completed high school graduation (including DACA and undocumented students) and who were high school graduates.

More information about other eligible (for financial aid purposes) non-citizens: <https://studentaid.gov/understand-aid/eligibility/requirements>

Nonresident - A person who is not a citizen or national of the United States on a permanent or temporary basis and does not have the right to remain indefinitely in the United States.

NOTE - Nonresidents are to be reported separately, in the block for race/ethnicity unknown.

Dual Enrollment: If your institution enrolls high school students who are also enrolled in college, report them as dual enrollment students.

Degree-Seeking First-Time First Year

| | |
|------|---|
| B201 | Nonresidents |
| B202 | Hispanic/Latino |
| B203 | Black or African American, non-Hispanic |
| B204 | White, non-Hispanic |
| B205 | American Indian or Alaska Native, non-Hispanic |
| B206 | Asian, non-Hispanic |
| B207 | Native Hawaiian or other Pacific Islander, non-Hispanic |
| B208 | Two or more races, non-Hispanic |
| B209 | Race and/or ethnicity unknown |
| B210 | TOTAL |

Degree-Seeking Undergraduates (include first-time first-year)

| | |
|------|--|
| B211 | Nonresidents |
| B212 | Hispanic/Latino |
| B213 | Black or African American, non-Hispanic |
| B214 | White, non-Hispanic |
| B215 | American Indian or Alaska Native, non-Hispanic |

| | |
|------|---|
| B216 | Asian, non-Hispanic |
| B217 | Native Hawaiian or other Pacific Islander, non-Hispanic |
| B218 | Two or more races, non-Hispanic |
| B219 | Race and/or ethnicity unknown |
| B220 | TOTAL |

Total Undergraduates (both degree & non-degree-seeking)

| | |
|------|---|
| B221 | Nonresidents |
| B222 | Hispanic/Latino |
| B223 | Black or African American, non-Hispanic |
| B224 | White, non-Hispanic |
| B225 | American Indian or Alaska Native, non-Hispanic |
| B226 | Asian, non-Hispanic |
| B227 | Native Hawaiian or other Pacific Islander, non-Hispanic |
| B228 | Two or more races, non-Hispanic |
| B229 | Race and/or ethnicity unknown |
| B230 | TOTAL |

B3

Persistence

**Number of degrees awarded by your institution from
July 1, 2023, to June 30, 2024.**

| | |
|------|--|
| B301 | Certificate/diploma |
| B302 | Associate degrees |
| B303 | Bachelor's degrees |
| B304 | Postbachelor's certificates |
| B305 | Master's degrees |
| B306 | Post-Master's certificates |
| B307 | Doctoral degrees – research/scholarship |
| B308 | Doctoral degrees – professional practice |
| B309 | Doctoral degrees – other |

B4

B4-B21: Graduation Rates

The items in this section correspond to data elements collected

- For complete instructions and definitions of data elements, see [components/9/graduation-rates](#)

In the following section for bachelor's or equivalent programs:

- Students who received a Federal Pell Grant*
- Recipients of a subsidized Stafford Loan who did not receive a Pell Grant
- Students who did not receive either a Pell Grant or a subsidized Stafford Loan
- Total (all students, regardless of Pell Grant or subsidized Stafford Loan status)

*Students who received both a Federal Pell Grant and a subsidized Stafford Loan

For each graduation rate grid below, the numbers in the first column represent the number of students in the cohort.

For

Please provide data for the **Fall 2018** cohort if available. If Fall 2018 data is not available, provide data for the most recent cohort.

A

Initial 2018 cohort of first-time, full-time, bachelor's (or equivalent) degree-seeking undergraduate

| | |
|------|--|
| B401 | Recipients of a Federal Pell Grant |
| B402 | Recipients of a Subsidized Stafford Loan who did not receive a Pell Grant |
| B403 | Students who did not receive either a Pell Grant or a subsidized Stafford Loan |
| B404 | Total |

| | |
|----------|--|
| B | Of the initial 2018 cohort, how many did not persist and did not graduate for the following reasons: <ul style="list-style-type: none"> Deceased Permanently Disabled Armed Forces Foreign Aid Service of the Federal Government Official church missions Report Total Allowable Exclusions |
|----------|--|

| | |
|------|--|
| B405 | Recipients of a Federal Pell Grant |
| B406 | Recipients of a Subsidized Stafford Loan who did not receive a Pell Grant |
| B407 | Students who did not receive either a Pell Grant or a subsidized Stafford Loan |
| B408 | Total |

| | |
|----------|--|
| C | Final 2018 cohort, after adjusting for allowable exclusions |
|----------|--|

| | |
|------|--|
| B409 | Recipients of a Federal Pell Grant |
| B410 | Recipients of a Subsidized Stafford Loan who did not receive a Pell Grant |
| B411 | Students who did not receive either a Pell Grant or a subsidized Stafford Loan |
| B412 | Total |

| | |
|----------|--|
| D | Of the initial 2018 cohort, how many completed the program in four years or less (by Aug. 31, 2022) |
|----------|--|

| | |
|------|--|
| B413 | Recipients of a Federal Pell Grant |
| B414 | Recipients of a Subsidized Stafford Loan who did not receive a Pell Grant |
| B415 | Students who did not receive either a Pell Grant or a subsidized Stafford Loan |
| B416 | Total |

| | |
|----------|---|
| E | Final 2018 cohort, how many completed the program in four years but in five years or less (after Aug. 31, 2022 to Aug. 31, 2023) |
|----------|---|

| | |
|------|--|
| B417 | Recipients of a Federal Pell Grant |
| B418 | Recipients of a Subsidized Stafford Loan who did not receive a Pell Grant |
| B419 | Students who did not receive either a Pell Grant or a subsidized Stafford Loan |

B420 Total

| | |
|----------|---|
| F | Of the initial 2018 cohort, how many completed the program in more than five years but in six years or less (after Aug. 31, 2023 and by Aug. 31, 2024) |
|----------|---|

| | |
|------|--|
| B421 | Recipients of a Federal Pell Grant |
| B422 | Recipients of a Subsidized Stafford Loan who did not receive a Pell Grant |
| B423 | Students who did not receive either a Pell Grant or a subsidized Stafford Loan |
| B424 | Total |

| | |
|----------|---|
| G | Total graduating within six years (sum of lines D, E, and F) |
|----------|---|

| | |
|------|--|
| B425 | Recipients of a Federal Pell Grant |
| B426 | Recipients of a Subsidized Stafford Loan who did not receive a Pell Grant |
| B427 | Students who did not receive either a Pell Grant or a subsidized Stafford Loan |
| B428 | Total |

| | |
|----------|--|
| H | Six-year graduation rate for 2018 cohort (G divided by C) |
|----------|--|

| | |
|------|--|
| B429 | Recipients of a Federal Pell Grant |
| B430 | Recipients of a Subsidized Stafford Loan who did not receive a Pell Grant |
| B431 | Students who did not receive either a Pell Grant or a subsidized Stafford Loan |
| B432 | Total |

| | |
|--|--|
| | |
|--|--|

| | |
|----------|--|
| A | Initial 2017 cohort of first-time, full-time, bachelor's (or equivalent) degree-seeking undergraduate |
|----------|--|

| | |
|------|------------------------------------|
| B501 | Recipients of a Federal Pell Grant |
|------|------------------------------------|

| | |
|------|--|
| B502 | Recipients of a Subsidized Stafford Loan who did not receive a Pell Grant |
| B503 | Students who did not receive either a Pell Grant or a subsidized Stafford Loan |
| B504 | Total |

| | |
|----------|--|
| B | Of the initial 2017 cohort, how many did not persist and did not graduate for the following reasons: <ul style="list-style-type: none"> • Deceased • Permanently Disabled • Armed Forces • Foreign Aid Service of the Federal Government • Official church missions • Report Total Allowable Exclusions |
|----------|--|

| | |
|------|--|
| B505 | Recipients of a Federal Pell Grant |
| B506 | Recipients of a Subsidized Stafford Loan who did not receive a Pell Grant |
| B507 | Students who did not receive either a Pell Grant or a subsidized Stafford Loan |
| B508 | Total |

| | |
|----------|--|
| C | Final 2017 cohort, after adjusting for allowable exclusions |
|----------|--|

| | |
|------|--|
| B509 | Recipients of a Federal Pell Grant |
| B510 | Recipients of a Subsidized Stafford Loan who did not receive a Pell Grant |
| B511 | Students who did not receive either a Pell Grant or a subsidized Stafford Loan |
| B512 | Total |

| | |
|----------|--|
| D | Of the initial 2017 cohort, how many completed the program in four years or less (by Aug. 31, 2021) |
|----------|--|

| | |
|------|--|
| B513 | Recipients of a Federal Pell Grant |
| B514 | Recipients of a Subsidized Stafford Loan who did not receive a Pell Grant |
| B515 | Students who did not receive either a Pell Grant or a subsidized Stafford Loan |
| B516 | Total |

| E | Of the initial 2017 cohort, how many completed the program in more than four years but in five years or less (after Aug. 31, 2021 and by Aug. 31, 2022) |
|----------|--|
|----------|--|

| | |
|------|--|
| B517 | Recipients of a Federal Pell Grant |
| B518 | Recipients of a Subsidized Stafford Loan who did not receive a Pell Grant |
| B519 | Students who did not receive either a Pell Grant or a subsidized Stafford Loan |
| B520 | Total |

| F | Of the initial 2017 cohort, how many completed the program in more than five years but in six years or less (after Aug. 31, 2022 and by Aug. 31, 2023) |
|----------|---|
|----------|---|

| | |
|------|--|
| B521 | Recipients of a Federal Pell Grant |
| B522 | Recipients of a Subsidized Stafford Loan who did not receive a Pell Grant |
| B523 | Students who did not receive either a Pell Grant or a subsidized Stafford Loan |
| B524 | Total |

| G | uating within six years (sum of lines D, E, and F) |
|----------|---|
|----------|---|

| | |
|------|--|
| B525 | Recipients of a Federal Pell Grant |
| B526 | Recipients of a Subsidized Stafford Loan who did not receive a Pell Grant |
| B527 | Students who did not receive either a Pell Grant or a subsidized Stafford Loan |
| B528 | Total |

| H | Six-year graduation rate for 2017 cohort (G divided by C) |
|----------|--|
|----------|--|

| | |
|------|--|
| B529 | Recipients of a Federal Pell Grant |
| B530 | Recipients of a Subsidized Stafford Loan who did not receive a Pell Grant |
| B531 | Students who did not receive either a Pell Grant or a subsidized Stafford Loan |
| B532 | Total |

Please provide data for the **2021** cohort if available. If 2021 data is not available, provide data for the 2020 cohort.

| | |
|------------|--|
| B12 | Initial cohort, total of first-time, full-time degree/certificate-seeking students: |
| B1201 | 2021 Cohort |
| B1202 | 2020 Cohort |
| B13 | Of the initial cohort, how many did not persist and did not graduate for the following reasons: <ul style="list-style-type: none"> • Death • Permanently Disability • Service in the armed forces, • Foreign aid service of the federal government • Official church missions • Report total allowable exclusions |
| B1301 | 2021 Cohort |
| B1302 | 2020 Cohort |
| B14 | Cohort, after adjusting for allowable exclusions: |
| B1401 | 2021 Cohort |
| B1402 | 2020 Cohort |
| B15 | Number of completers of programs of less than two years duration (total): |
| B1501 | 2021 Cohort |
| B1502 | 2020 Cohort |
| B16 | Number of completers of programs of less than two years within 150 percent of normal time: |
| B1601 | 2021 Cohort |
| B1602 | 2020 Cohort |
| B17 | Number of completers of programs of at least two but less than four years within 150 percent of normal time: |
| B1701 | 2021 Cohort |
| B1702 | 2020 Cohort |
| B18 | Number of completers of programs of at least two but less than four-years within 200 percent of normal time: |
| B1801 | 2021 Cohort |
| B1802 | 2020 Cohort |

| | |
|-------|-------------|
| B1801 | 2021 Cohort |
| B1802 | 2020 Cohort |

| | |
|------------|--|
| B19 | Total transfers-out (within three years) to other institutions: |
|------------|--|

| | |
|-------|-------------|
| B1901 | 2021 Cohort |
| B1902 | 2020 Cohort |

| | |
|------------|--|
| B20 | Total transfers to two-year institutions: |
|------------|--|

| | |
|-------|-------------|
| B2001 | 2021 Cohort |
| B2002 | 2020 Cohort |

| | |
|------------|---|
| B21 | Transfers to four-year institutions: |
|------------|---|

| | |
|-------|-------------|
| B2101 | 2021 Cohort |
| B2102 | 2020 Cohort |

| | |
|------------|--|
| B22 | <p>B22. Retention Rates</p> <p>Report for the cohort of all full-time, first-time bachelor's (or equivalent) degree-seeking undergraduate students who entered your institution as first-year students in Fall 2023 (or the preceding summer term).</p> <ul style="list-style-type: none"> • The initial cohort may be adjusted for students who depart for the following reasons: <ul style="list-style-type: none"> * Death * Permanent Disability * Service in the armed forces * Foreign aid service of the federal government * Official church missions * No other adjustments to the initial cohort should be made |
|------------|--|

| | |
|-------|--|
| B2201 | <p>For the cohort of all full-time bachelor's (or equivalent) degree-seeking undergraduate students who entered your institution as first-year students in Fall 2023 (or the preceding summer term), what percentage was enrolled at your institution as of the date your institution calculates its official enrollment in Fall 2024.</p> |
|-------|--|

Total students retained = students from the Fall 2023 cohort

their bachelor's program as of Fall 2024

(Students from the Fall 2023 cohort still enrolled as of Fall 2024)/(Adjusted Fall 2023 cohort) *100

Note: The number of first-time students seeking a bachelor's degree in the fall term is expected to be zero or very small. In exception credit completion (e.g., typically 120 credit hours) and is considered "retained" for EF reporting purposes.

Answer

Section

ories as of the institution's official fall reporting date or as of **October 15, 2024.**

essional” in the graduate cells.

se see: https://nces.ed.gov/ipeds/pdf/Reporting_Study_Abroad_Students.pdf.

udents in college courses for credit either **within a dual enrollment program** or **outside c**

Total

534 Enrollment And Persistence

723 Enrollment And Persistence

0 Enrollment And Persistence

0 Enrollment And Persistence

133 Enrollment And Persistence

311 Enrollment And Persistence

0 Enrollment And Persistence

0 Enrollment And Persistence

1880 Enrollment And Persistence

2652 Enrollment And Persistence

0 Enrollment And Persistence

0 Enrollment And Persistence

2547 Enrollment And Persistence

3686 Enrollment And Persistence

0 Enrollment And Persistence

0 Enrollment And Persistence

61 Enrollment And Persistence

44 Enrollment And Persistence

0 Enrollment And Persistence

0 Enrollment And Persistence

2608 Enrollment And Persistence

3730 Enrollment And Persistence

0 Enrollment And Persistence

0 Enrollment And Persistence

Total

40 Enrollment And Persistence

52 Enrollment And Persistence

0 Enrollment And Persistence

0 Enrollment And Persistence

3 Enrollment And Persistence

3 Enrollment And Persistence

0 Enrollment And Persistence

0 Enrollment And Persistence

521 Enrollment And Persistence

733 Enrollment And Persistence

0 Enrollment And Persistence

0 Enrollment And Persistence

564 Enrollment And Persistence

788 Enrollment And Persistence

0 Enrollment And Persistence

0 Enrollment And Persistence

1424 Enrollment And Persistence

1736 Enrollment And Persistence

0 Enrollment And Persistence

0 Enrollment And Persistence

1988 Enrollment And Persistence
2524 Enrollment And Persistence

0 Enrollment And Persistence
0 Enrollment And Persistence

Total

4596 Enrollment And Persistence
6254 Enrollment And Persistence
0 Enrollment And Persistence
0 Enrollment And Persistence

Total

191 Enrollment And Persistence
330 Enrollment And Persistence
0 Enrollment And Persistence
0 Enrollment And Persistence

356 Enrollment And Persistence
526 Enrollment And Persistence
0 Enrollment And Persistence
0 Enrollment And Persistence

6 Enrollment And Persistence
2 Enrollment And Persistence

0 Enrollment And Persistence
0 Enrollment And Persistence

553 Enrollment And Persistence
858 Enrollment And Persistence
0 Enrollment And Persistence
0 Enrollment And Persistence

Total

84 Enrollment And Persistence
135 Enrollment And Persistence
0 Enrollment And Persistence

0 Enrollment And Persistence

213 Enrollment And Persistence

349 Enrollment And Persistence

0 Enrollment And Persistence

0 Enrollment And Persistence

13 Enrollment And Persistence

23 Enrollment And Persistence

0 Enrollment And Persistence

0 Enrollment And Persistence

310 Enrollment And Persistence

507 Enrollment And Persistence

0 Enrollment And Persistence

0 Enrollment And Persistence

Total

863 Enrollment And Persistence

1365 Enrollment And Persistence

0 Enrollment And Persistence

0 Enrollment And Persistence

Total

5459 Enrollment And Persistence

7619 Enrollment And Persistence

0 Enrollment And Persistence

0 Enrollment And Persistence

10850 Enrollment And Persistence

2228 Enrollment And Persistence

13078 Enrollment And Persistence

following categories as of the institution's official fall reporting date or as of **October 15,**

residents."

U cannot provide data for the first two columns.

are Hispanic should be reported only on the Hispanic line, not under any race, and persons

are hispanic should be reported only on the hispanic line, not under any race, and perso
· "Two or more races."
Racial/ethnic designations are requested only for United States citizens, residents, and of

gh school or a GED equivalency within the United States
re not on an F-1 non-immigrant student visa at the time of

oses) non-citizens is available at
[ents/non-us-citizens](#)

≥ United States and who is in this country on a student visa
definitely. Do not include DACA, undocumented, or other

boxes provided, rather than included in any of the seven

ents in college courses for credit either **within a dual enrollment program** or **outside of a**

| Total | |
|-------|----------------------------|
| 55 | Enrollment And Persistence |
| 294 | Enrollment And Persistence |
| 10 | Enrollment And Persistence |
| 1197 | Enrollment And Persistence |
| 23 | Enrollment And Persistence |
| 10 | Enrollment And Persistence |
| 5 | Enrollment And Persistence |
| 63 | Enrollment And Persistence |
| 142 | Enrollment And Persistence |
| 1799 | Enrollment And Persistence |
| Total | |
| 211 | Enrollment And Persistence |
| 1191 | Enrollment And Persistence |
| 65 | Enrollment And Persistence |
| 5318 | Enrollment And Persistence |
| 112 | Enrollment And Persistence |

82 Enrollment And Persistence
25 Enrollment And Persistence
267 Enrollment And Persistence
312 Enrollment And Persistence
7583 Enrollment And Persistence

Total

228 Enrollment And Persistence
1579 Enrollment And Persistence
102 Enrollment And Persistence
5783 Enrollment And Persistence
162 Enrollment And Persistence
152 Enrollment And Persistence
40 Enrollment And Persistence
296 Enrollment And Persistence
2508 Enrollment And Persistence
10850 Enrollment And Persistence

Total

300 Enrollment And Persistence
484 Enrollment And Persistence
1189 Enrollment And Persistence
10 Enrollment And Persistence
578 Enrollment And Persistence
0 Enrollment And Persistence
118 Enrollment And Persistence
76 Enrollment And Persistence
0 Enrollment And Persistence

cted by the IPEDS Web-based Data Collection System’s Graduation Rate Survey (GRS).
nts, see the IPEDS GRS Forms and Instructions for the 2024-2025 Survey. <https://nces.ed>

ams, please disaggregate the Fall 2017 and Fall 2018 cohorts (formerly CDS B4-B11) in

eive a Pell Grant
sitized Stafford Loan
d loan status)

sitized Stafford Loan should be reported in the "Recipients of a Federal Pell Grant" column
t three columns for Questions A-G should sum to the cohort total in the fourth column (fo

r Bachelor’s or Equivalent Programs

all 2018 cohort data are not available, provide data for the **Fall 2017** cohort.

| Fall 2018 Cohort | |
|------------------|---------------------------------|
| Total | |
| | 543 Enrollment And Persistence |
| | 163 Enrollment And Persistence |
| | 468 Enrollment And Persistence |
| | 1174 Enrollment And Persistence |

Total

119 Enrollment And Persistence

37 Enrollment And Persistence

71 Enrollment And Persistence

227 Enrollment And Persistence

Total

424 Enrollment And Persistence

126 Enrollment And Persistence

397 Enrollment And Persistence

947 Enrollment And Persistence

Total

Enrollment And Persistence

Enrollment And Persistence

Enrollment And Persistence

Enrollment And Persistence

Total

Enrollment And Persistence

Enrollment And Persistence

Enrollment And Persistence

Enrollment And Persistence

Total

Enrollment And Persistence

Enrollment And Persistence

Enrollment And Persistence

0 Enrollment And Persistence

Total

156 Enrollment And Persistence

54 Enrollment And Persistence

202 Enrollment And Persistence

412 Enrollment And Persistence

Total

0.367924528 Enrollment And Persistence

0.428571429 Enrollment And Persistence

0.508816121 Enrollment And Persistence

0.435058078 Enrollment And Persistence

Fall 2017 Cohort

Total

526 Enrollment And Persistence

144 Enrollment And Persistence

491 Enrollment And Persistence

1161 Enrollment And Persistence

Total

Enrollment And Persistence

Enrollment And Persistence

Enrollment And Persistence

0 Enrollment And Persistence

Total

526 Enrollment And Persistence

144 Enrollment And Persistence

491 Enrollment And Persistence

1161 Enrollment And Persistence

Total

Enrollment And Persistence

Enrollment And Persistence

Enrollment And Persistence

0 Enrollment And Persistence

Total

Enrollment And Persistence

Enrollment And Persistence

Enrollment And Persistence

0 Enrollment And Persistence

Total

Enrollment And Persistence

Enrollment And Persistence

Enrollment And Persistence

0 Enrollment And Persistence

Total

0 Enrollment And Persistence

0 Enrollment And Persistence

0 Enrollment And Persistence

0 Enrollment And Persistence

Total

156 Enrollment And Persistence

44 Enrollment And Persistence

241 Enrollment And Persistence

441 Enrollment And Persistence

cohort data are not available, provide data for the **2020** cohort.

| | |
|-------|----------------------------|
| Total | |
| | Enrollment And Persistence |
| | Enrollment And Persistence |

| | |
|-------|----------------------------|
| Total | |
| | Enrollment And Persistence |
| | Enrollment And Persistence |

| | |
|-------|------------------------------|
| Total | |
| | 0 Enrollment And Persistence |
| | 0 Enrollment And Persistence |

| | |
|-------|----------------------------|
| Total | |
| | Enrollment And Persistence |
| | Enrollment And Persistence |

| | |
|-------|----------------------------|
| Total | |
| | Enrollment And Persistence |
| | Enrollment And Persistence |

| | |
|-------|----------------------------|
| Total | |
| | Enrollment And Persistence |
| | Enrollment And Persistence |

| | |
|-------|--|
| Total | |
|-------|--|

Enrollment And Persistence
Enrollment And Persistence

Total

Enrollment And Persistence
Enrollment And Persistence

Total

Enrollment And Persistence
Enrollment And Persistence

Total

Enrollment And Persistence
Enrollment And Persistence

r equivalent) degree-seeking undergraduate students who entered in Fall 2023 (or the
ted for the following reasons:

!.

Percentage

72% Enrollment And Persistence

ort who are still enrolled as of Fall 2024 + students from Fall 2023 cohort who complet

.l 2024 + Students from Fall 2023 cohort who completed their bachelor's program as of

or's degree (or equivalent) who attain a bachelor's degree (or equivalent) by their second fall term, they are to be

ial cases when a first-time student does satisfy all degree requirements including full

awarded a bachelor's degree (or equivalent) by their second fall term, they are to be

| Sub-Section | Category | Student Group |
|--------------------------------------|----------|---------------|
| B. ENROLLMENT AND PERSISTENCE | | |

of a dual enrollment program, you may report the unduplicated count as part of the full- or part-time “All ot

| | | |
|--------------------------|----------------------------|----------------|
| Institutional Enrollment | Degree-seeking | Undergraduates |
| Institutional Enrollment | Degree-seeking | Undergraduates |
| Institutional Enrollment | Degree-seeking | Undergraduates |
| Institutional Enrollment | Degree-seeking | Undergraduates |
| Institutional Enrollment | Degree-seeking | Undergraduates |
| Institutional Enrollment | Degree-seeking | Undergraduates |
| Institutional Enrollment | Degree-seeking | Undergraduates |
| Institutional Enrollment | Degree-seeking | Undergraduates |
| Institutional Enrollment | Degree-seeking | Undergraduates |
| Institutional Enrollment | Degree-seeking | Undergraduates |
| Institutional Enrollment | Degree-seeking | Undergraduates |
| Institutional Enrollment | Degree-seeking | Undergraduates |
| Institutional Enrollment | Degree-seeking | Undergraduates |
| Institutional Enrollment | Enrolled in Credit Courses | Undergraduates |
| Institutional Enrollment | Enrolled in Credit Courses | Undergraduates |

| | | |
|--------------------------|----------------------------|----------------|
| Institutional Enrollment | Enrolled in Credit Courses | Undergraduates |
| Institutional Enrollment | Enrolled in Credit Courses | Undergraduates |
| Institutional Enrollment | All | Undergraduates |
| Institutional Enrollment | All | Undergraduates |
| Institutional Enrollment | All | Undergraduates |
| Institutional Enrollment | All | Undergraduates |
| Institutional Enrollment | Degree-seeking | Undergraduates |
| Institutional Enrollment | Degree-seeking | Undergraduates |
| Institutional Enrollment | Degree-seeking | Undergraduates |
| Institutional Enrollment | Degree-seeking | Undergraduates |
| Institutional Enrollment | Degree-seeking | Undergraduates |
| Institutional Enrollment | Degree-seeking | Undergraduates |
| Institutional Enrollment | Degree-seeking | Undergraduates |
| Institutional Enrollment | Degree-seeking | Undergraduates |
| Institutional Enrollment | Degree-seeking | Undergraduates |
| Institutional Enrollment | Degree-seeking | Undergraduates |
| Institutional Enrollment | Degree-seeking | Undergraduates |
| Institutional Enrollment | Degree-seeking | Undergraduates |
| Institutional Enrollment | Degree-seeking | Undergraduates |
| Institutional Enrollment | Degree-seeking | Undergraduates |
| Institutional Enrollment | Degree-seeking | Undergraduates |
| Institutional Enrollment | Enrolled in Credit Courses | Undergraduates |
| Institutional Enrollment | Enrolled in Credit Courses | Undergraduates |
| Institutional Enrollment | Enrolled in Credit Courses | Undergraduates |
| Institutional Enrollment | Enrolled in Credit Courses | Undergraduates |

| | | |
|--------------------------|----------------------------|----------------|
| Institutional Enrollment | All | Undergraduates |
| Institutional Enrollment | All | Undergraduates |
| Institutional Enrollment | All | Undergraduates |
| Institutional Enrollment | All | Undergraduates |
| Institutional Enrollment | All | Undergraduates |
| Institutional Enrollment | All | Undergraduates |
| Institutional Enrollment | All | Undergraduates |
| Institutional Enrollment | All | Undergraduates |
| Institutional Enrollment | Degree-seeking | Graduates |
| Institutional Enrollment | Degree-seeking | Graduates |
| Institutional Enrollment | Degree-seeking | Graduates |
| Institutional Enrollment | Degree-seeking | Graduates |
| Institutional Enrollment | Degree-seeking | Graduates |
| Institutional Enrollment | Degree-seeking | Graduates |
| Institutional Enrollment | Degree-seeking | Graduates |
| Institutional Enrollment | Degree-seeking | Graduates |
| Institutional Enrollment | Enrolled in Credit Courses | Graduates |
| Institutional Enrollment | Enrolled in Credit Courses | Graduates |
| Institutional Enrollment | Enrolled in Credit Courses | Graduates |
| Institutional Enrollment | Enrolled in Credit Courses | Graduates |
| All | Full-Time | Graduates |
| All | Full-Time | Graduates |
| All | Full-Time | Graduates |
| All | Full-Time | Graduates |
| Institutional Enrollment | Degree-seeking | Graduates |
| Institutional Enrollment | Degree-seeking | Graduates |
| Institutional Enrollment | Degree-seeking | Graduates |

| | | |
|--------------------------|----------------------------|----------------|
| Institutional Enrollment | Degree-seeking | Graduates |
| Institutional Enrollment | Degree-seeking | Graduates |
| Institutional Enrollment | Degree-seeking | Graduates |
| Institutional Enrollment | Degree-seeking | Graduates |
| Institutional Enrollment | Degree-seeking | Graduates |
| Institutional Enrollment | Enrolled in Credit Courses | Graduates |
| Institutional Enrollment | Enrolled in Credit Courses | Graduates |
| Institutional Enrollment | Enrolled in Credit Courses | Graduates |
| Institutional Enrollment | Enrolled in Credit Courses | Graduates |
| Institutional Enrollment | All | Graduates |
| Institutional Enrollment | All | Graduates |
| Institutional Enrollment | All | Graduates |
| Institutional Enrollment | All | Graduates |
| Institutional Enrollment | All | Graduates |
| Institutional Enrollment | All | Graduates |
| Institutional Enrollment | All | Graduates |
| Institutional Enrollment | All | Graduates |
| Institutional Enrollment | All | Graduates |
| Institutional Enrollment | All | All Students |
| Institutional Enrollment | All | All Students |
| Institutional Enrollment | All | All Students |
| Institutional Enrollment | All | All Students |
| Institutional Enrollment | All | Undergraduates |
| Institutional Enrollment | All | Graduates |
| Institutional Enrollment | All | All Students |

2024.

ins who are

ms who are

ther eligible

dual enrollment program, you may report the unduplicated count as part of the non-degree-seeking stude

| | | |
|--------------------------------------|----------------|----------------|
| Enrollment by Racial/Ethnic Category | Degree-seeking | Undergraduates |
| Enrollment by Racial/Ethnic Category | Degree-seeking | Undergraduates |
| Enrollment by Racial/Ethnic Category | Degree-seeking | Undergraduates |
| Enrollment by Racial/Ethnic Category | Degree-seeking | Undergraduates |
| Enrollment by Racial/Ethnic Category | Degree-seeking | Undergraduates |
| Enrollment by Racial/Ethnic Category | Degree-seeking | Undergraduates |
| Enrollment by Racial/Ethnic Category | Degree-seeking | Undergraduates |
| Enrollment by Racial/Ethnic Category | Degree-seeking | Undergraduates |
| Enrollment by Racial/Ethnic Category | Degree-seeking | Undergraduates |

| | | |
|--------------------------------------|----------------|----------------|
| Enrollment by Racial/Ethnic Category | Degree-seeking | Undergraduates |
| Enrollment by Racial/Ethnic Category | Degree-seeking | Undergraduates |
| Enrollment by Racial/Ethnic Category | Degree-seeking | Undergraduates |
| Enrollment by Racial/Ethnic Category | Degree-seeking | Undergraduates |
| Enrollment by Racial/Ethnic Category | Degree-seeking | Undergraduates |

| | | |
|--------------------------------------|----------------|----------------|
| Enrollment by Racial/Ethnic Category | Degree-seeking | Undergraduates |
| Enrollment by Racial/Ethnic Category | Degree-seeking | Undergraduates |
| Enrollment by Racial/Ethnic Category | Degree-seeking | Undergraduates |
| Enrollment by Racial/Ethnic Category | Degree-seeking | Undergraduates |
| Enrollment by Racial/Ethnic Category | Degree-seeking | Undergraduates |

| | | |
|--------------------------------------|-----|----------------|
| Enrollment by Racial/Ethnic Category | All | Undergraduates |
| Enrollment by Racial/Ethnic Category | All | Undergraduates |
| Enrollment by Racial/Ethnic Category | All | Undergraduates |
| Enrollment by Racial/Ethnic Category | All | Undergraduates |
| Enrollment by Racial/Ethnic Category | All | Undergraduates |
| Enrollment by Racial/Ethnic Category | All | Undergraduates |
| Enrollment by Racial/Ethnic Category | All | Undergraduates |
| Enrollment by Racial/Ethnic Category | All | Undergraduates |
| Enrollment by Racial/Ethnic Category | All | Undergraduates |
| Enrollment by Racial/Ethnic Category | All | Undergraduates |



| | | |
|-------------|-----|-----|
| Persistence | All | All |
| Persistence | All | All |
| Persistence | All | All |
| Persistence | All | All |
| Persistence | All | All |
| Persistence | All | All |
| Persistence | All | All |
| Persistence | All | All |
| Persistence | All | All |



[l.gov/ipeds/use-the-data/survey-](https://nces.ed.gov/ipeds/use-the-data/survey-)

nto four groups:

nn.

rmerly CDS B4-B11).



| | | |
|------------------|-----------|----------------|
| Graduation Rates | Four Year | Initial Cohort |
| Graduation Rates | Four Year | Initial Cohort |
| Graduation Rates | Four Year | Initial Cohort |
| Graduation Rates | Four Year | Initial Cohort |

| | | |
|------------------|-----------|-----------------|
| Graduation Rates | Four Year | Did Not Persist |
| Graduation Rates | Four Year | Did Not Persist |
| Graduation Rates | Four Year | Did Not Persist |
| Graduation Rates | Four Year | Did Not Persist |

| | | |
|------------------|-----------|--------------|
| Graduation Rates | Four Year | Final Cohort |
| Graduation Rates | Four Year | Final Cohort |
| Graduation Rates | Four Year | Final Cohort |
| Graduation Rates | Four Year | Final Cohort |

| | | |
|------------------|-----------|---------------------------|
| Graduation Rates | Four Year | Completers Less Than Four |
| Graduation Rates | Four Year | Completers Less Than Four |
| Graduation Rates | Four Year | Completers Less Than Four |
| Graduation Rates | Four Year | Completers Less Than Four |

| | | |
|------------------|-----------|---------------------------|
| Graduation Rates | Four Year | Completers Less Than Five |
| Graduation Rates | Four Year | Completers Less Than Five |
| Graduation Rates | Four Year | Completers Less Than Five |

| | | |
|------------------|-----------|---------------------------|
| Graduation Rates | Four Year | Completers Less Than Five |
| Graduation Rates | Four Year | Completers Less Than Six |
| Graduation Rates | Four Year | Completers Less Than Six |
| Graduation Rates | Four Year | Completers Less Than Six |
| Graduation Rates | Four Year | Completers Total |
| Graduation Rates | Four Year | Completers Total |
| Graduation Rates | Four Year | Completers Total |
| Graduation Rates | Four Year | Completers Total |
| Graduation Rates | Four Year | Six Year Grad Rate |
| Graduation Rates | Four Year | Six Year Grad Rate |
| Graduation Rates | Four Year | Six Year Grad Rate |
| Graduation Rates | Four Year | Six Year Grad Rate |
| | | |
| Graduation Rates | Four Year | Initial Cohort |

| | | |
|------------------|-----------|----------------|
| Graduation Rates | Four Year | Initial Cohort |
| Graduation Rates | Four Year | Initial Cohort |
| Graduation Rates | Four Year | Initial Cohort |

| | | |
|------------------|-----------|-----------------|
| Graduation Rates | Four Year | Did Not Persist |
| Graduation Rates | Four Year | Did Not Persist |
| Graduation Rates | Four Year | Did Not Persist |
| Graduation Rates | Four Year | Did Not Persist |

| | | |
|------------------|-----------|--------------|
| Graduation Rates | Four Year | Final Cohort |
| Graduation Rates | Four Year | Final Cohort |
| Graduation Rates | Four Year | Final Cohort |
| Graduation Rates | Four Year | Final Cohort |

| | | |
|------------------|-----------|---------------------------|
| Graduation Rates | Four Year | Completers Less Than Four |
| Graduation Rates | Four Year | Completers Less Than Four |
| Graduation Rates | Four Year | Completers Less Than Four |
| Graduation Rates | Four Year | Completers Less Than Four |

| | | |
|------------------|-----------|---------------------------|
| Graduation Rates | Four Year | Completers Less Than Five |
| Graduation Rates | Four Year | Completers Less Than Five |
| Graduation Rates | Four Year | Completers Less Than Five |
| Graduation Rates | Four Year | Completers Less Than Five |

| | | |
|------------------|-----------|--------------------------|
| Graduation Rates | Four Year | Completers Less Than Six |
| Graduation Rates | Four Year | Completers Less Than Six |
| Graduation Rates | Four Year | Completers Less Than Six |
| Graduation Rates | Four Year | Completers Less Than Six |

| | | |
|------------------|-----------|------------------|
| Graduation Rates | Four Year | Completers Total |
| Graduation Rates | Four Year | Completers Total |
| Graduation Rates | Four Year | Completers Total |
| Graduation Rates | Four Year | Completers Total |

| | | |
|------------------|-----------|--------------------|
| Graduation Rates | Four Year | Six Year Grad Rate |
| Graduation Rates | Four Year | Six Year Grad Rate |
| Graduation Rates | Four Year | Six Year Grad Rate |
| Graduation Rates | Four Year | Six Year Grad Rate |





Graduation Rates
Graduation Rates

Two Year
Two Year

Initial Cohort
Initial Cohort

Graduation Rates
Graduation Rates

Two Year
Two Year

Did Not Persist
Did Not Persist

Graduation Rates
Graduation Rates

Two Year
Two Year

Final Cohort
Final Cohort

Graduation Rates
Graduation Rates

Two Year
Two Year

Completers Prog Less Two Total
Completers Prog Less Two Total

Graduation Rates
Graduation Rates

Two Year
Two Year

Completers Prog Less Two 150
Completers Prog Less Two 150

Graduation Rates
Graduation Rates

Two Year
Two Year

Completers Prog Less Four Total
Completers Prog Less Four Total

Graduation Rates
Graduation Rates

Two Year
Two Year

Completers Prog Less Four 150
Completers Prog Less Four 150

Graduation Rates
Graduation Rates

Two Year
Two Year

Transfers Out Total
Transfers Out Total

Graduation Rates
Graduation Rates

Two Year
Two Year

Transfers Out Two
Transfers Out Two

Graduation Rates
Graduation Rates

Two Year
Two Year

Transfers Out Four
Transfers Out Four



Retention Rates

Degree-seeking

Undergraduates

ted

f Fall

ond

| Cohort | Residency | Unit load | Gender |
|--------|-----------|-----------|--------|
| | | | |

her undergraduates” section.

| | | | |
|------------------------|-----|----|----------------|
| First-time, first-year | All | FT | Men |
| First-time, first-year | All | FT | Women |
| First-time, first-year | All | FT | Another Gender |
| First-time, first-year | All | FT | Unknown |
| Other first-year | All | FT | Men |
| Other first-year | All | FT | Women |
| Other first-year | All | FT | Another Gender |
| Other first-year | All | FT | Unknown |
| All other | All | FT | Men |
| All other | All | FT | Women |
| All other | All | FT | Another Gender |
| All other | All | FT | Unknown |
| Total | All | FT | Men |
| Total | All | FT | Women |
| Total | All | FT | Another Gender |
| Total | All | FT | Unknown |
| All other | All | FT | Men |
| All other | All | FT | Women |

| | | | |
|--------------------------|-----|----|----------------|
| All other | All | FT | Another Gender |
| All other | All | FT | Unknown |
| Total | All | FT | Men |
| Total | All | FT | Women |
| Total | All | FT | Another Gender |
| Total | All | FT | Unknown |
| First-time, first-year | All | PT | Men |
| First-time, first-year | All | PT | Women |
| First-time, first-year | All | PT | Another Gender |
| First-time, first-year | All | PT | Unknown |
| Other first-year | All | PT | Men |
| Other first-year | All | PT | Women |
| Other first-year | All | PT | Another Gender |
| Other first-year | All | PT | Unknown |
| All other | All | PT | Men |
| All other | All | PT | Women |
| All other | All | PT | Another Gender |
| All other | All | PT | Unknown |
| Total | All | PT | Men |
| Total | All | PT | Women |
| Total | All | PT | Another Gender |
| Total | All | PT | Unknown |
| All other undergraduates | All | PT | Men |
| All other undergraduates | All | PT | Women |
| All other undergraduates | All | PT | Another Gender |
| All other undergraduates | All | PT | Unknown |

| | | | |
|-------|-----|----|----------------|
| Total | All | PT | Men |
| Total | All | PT | Women |
| Total | All | PT | Another Gender |
| Total | All | PT | Unknown |

| | | | |
|------------------|-----|-----|----------------|
| Total understand | All | All | Men |
| Total understand | All | All | Women |
| Total understand | All | All | Another Gender |
| Total understand | All | All | Unknown |

| | | | |
|------------|-----|----|----------------|
| First-time | All | FT | Men |
| First-time | All | FT | Women |
| First-time | All | FT | Another Gender |
| First-time | All | FT | Unknown |

| | | | |
|-----------|-----|----|----------------|
| All other | All | FT | Men |
| All other | All | FT | Women |
| All other | All | FT | Another Gender |
| All other | All | FT | Unknown |

| | | | |
|-----------|-----|----|-------|
| All other | All | FT | Men |
| All other | All | FT | Women |

| | | | |
|-----------|-----|----|----------------|
| All other | All | FT | Another Gender |
| All other | All | FT | Unknown |

| | | | |
|-------|-----|----|----------------|
| Total | All | FT | Men |
| Total | All | FT | Women |
| Total | All | FT | Another Gender |
| Total | All | FT | Unknown |

| | | | |
|------------|-----|----|----------------|
| First-time | All | PT | Men |
| First-time | All | PT | Women |
| First-time | All | PT | Another Gender |

| | | | |
|------------|-----|-----|----------------|
| First-time | All | PT | Unknown |
| All other | All | PT | Men |
| All other | All | PT | Women |
| All other | All | PT | Another Gender |
| All other | All | PT | Unknown |
| All other | All | PT | Men |
| All other | All | PT | Women |
| All other | All | PT | Another Gender |
| All other | All | PT | Unknown |
| Total | All | PT | Men |
| Total | All | PT | Women |
| Total | All | PT | Another Gender |
| Total | All | PT | Unknown |
| Total | All | All | Men |
| Total | All | All | Women |
| Total | All | All | Another Gender |
| Total | All | All | Unknown |
| Total | All | All | Men |
| Total | All | All | Women |
| Total | All | All | Another Gender |
| Total | All | All | Unknown |
| Total | All | All | All |
| Total | All | All | All |
| Total | All | All | All |

ents included in the “Total Undergraduates (both degree & non-degree-se

| | | | |
|------------------------|--------------|-----|-----|
| First-time, first-year | Nonresidents | All | All |
| First-time, first-year | Domestic | All | All |
| First-time, first-year | Domestic | All | All |
| First-time, first-year | Domestic | All | All |
| First-time, first-year | Domestic | All | All |
| First-time, first-year | Domestic | All | All |
| First-time, first-year | Domestic | All | All |
| First-time, first-year | Domestic | All | All |
| First-time, first-year | Domestic | All | All |
| First-time, first-year | Domestic | All | All |

| | | | |
|-----|--------------|-----|-----|
| All | Nonresidents | All | All |
| All | Domestic | All | All |
| All | Domestic | All | All |
| All | Domestic | All | All |
| All | Domestic | All | All |

| | | | |
|----------------|-----|-----|-----|
| Current Cohort | All | All | All |
| Current Cohort | All | All | All |
| Current Cohort | All | All | All |
| Current Cohort | All | All | All |

| | | | |
|----------------|-----|-----|-----|
| Current Cohort | All | All | All |
| Current Cohort | All | All | All |
| Current Cohort | All | All | All |
| Current Cohort | All | All | All |

| | | | |
|----------------|-----|-----|-----|
| Current Cohort | All | All | All |
| Current Cohort | All | All | All |
| Current Cohort | All | All | All |
| Current Cohort | All | All | All |

| | | | |
|----------------|-----|-----|-----|
| Current Cohort | All | All | All |
| Current Cohort | All | All | All |
| Current Cohort | All | All | All |
| Current Cohort | All | All | All |

| | | | |
|----------------|-----|-----|-----|
| Current Cohort | All | All | All |
| Current Cohort | All | All | All |
| Current Cohort | All | All | All |

| | | | |
|-----------------|-----|-----|-----|
| Current Cohort | All | All | All |
| | | | |
| Current Cohort | All | All | All |
| Current Cohort | All | All | All |
| Current Cohort | All | All | All |
| Current Cohort | All | All | All |
| | | | |
| Current Cohort | All | All | All |
| Current Cohort | All | All | All |
| Current Cohort | All | All | All |
| Current Cohort | All | All | All |
| | | | |
| Current Cohort | All | All | All |
| Current Cohort | All | All | All |
| Current Cohort | All | All | All |
| Current Cohort | All | All | All |
| | | | |
| Previous Cohort | All | All | All |

| | | | |
|-----------------|-----|-----|-----|
| Previous Cohort | All | All | All |
| Previous Cohort | All | All | All |
| Previous Cohort | All | All | All |

| | | | |
|-----------------|-----|-----|-----|
| Previous Cohort | All | All | All |
| Previous Cohort | All | All | All |
| Previous Cohort | All | All | All |
| Previous Cohort | All | All | All |

| | | | |
|-----------------|-----|-----|-----|
| Previous Cohort | All | All | All |
| Previous Cohort | All | All | All |
| Previous Cohort | All | All | All |
| Previous Cohort | All | All | All |

| | | | |
|-----------------|-----|-----|-----|
| Previous Cohort | All | All | All |
| Previous Cohort | All | All | All |
| Previous Cohort | All | All | All |
| Previous Cohort | All | All | All |

| | | | |
|-----------------|-----|-----|-----|
| Previous Cohort | All | All | All |
| Previous Cohort | All | All | All |
| Previous Cohort | All | All | All |
| Previous Cohort | All | All | All |

| | | | |
|-----------------|-----|-----|-----|
| Previous Cohort | All | All | All |
| Previous Cohort | All | All | All |
| Previous Cohort | All | All | All |
| Previous Cohort | All | All | All |

| | | | |
|-----------------|-----|-----|-----|
| Previous Cohort | All | All | All |
| Previous Cohort | All | All | All |
| Previous Cohort | All | All | All |
| Previous Cohort | All | All | All |

| | | | |
|-----------------|-----|-----|-----|
| Previous Cohort | All | All | All |
| Previous Cohort | All | All | All |
| Previous Cohort | All | All | All |
| Previous Cohort | All | All | All |

| | | | |
|----------------|-----|-----|-----|
| Current Cohort | All | All | All |
| Previous Year | All | All | All |

| | | | |
|----------------|-----|-----|-----|
| Current Cohort | All | All | All |
| Previous Year | All | All | All |

| | | | |
|----------------|-----|-----|-----|
| Current Cohort | All | All | All |
| Previous Year | All | All | All |

| | | | |
|----------------|-----|-----|-----|
| Current Cohort | All | All | All |
| Previous Year | All | All | All |

| | | | |
|----------------|-----|-----|-----|
| Current Cohort | All | All | All |
| Previous Year | All | All | All |

| | | | |
|----------------|-----|-----|-----|
| Current Cohort | All | All | All |
| Previous Year | All | All | All |

| | | | |
|----------------|-----|-----|-----|
| Current Cohort | All | All | All |
| Previous Year | All | All | All |


| | | | |
|----------------|-----|-----|-----|
| Current Cohort | All | All | All |
| Previous Year | All | All | All |

| | | | |
|----------------|-----|-----|-----|
| Current Cohort | All | All | All |
| Previous Year | All | All | All |

| | | | |
|----------------|-----|-----|-----|
| Current Cohort | All | All | All |
| Previous Year | All | All | All |

| | | | |
|-----------------------|-----|----|-----|
| First-time first-year | All | FT | All |
|-----------------------|-----|----|-----|

Value type



Number
Number

Number
Number

Number
Number
Number
Number

Number
Number
Number
Number

Number
Number
Number
Number

Number

Number

Number

Number

Number

Number

Number

Number

Number

Number

Number

Number

Number

Number

Number

Number

Number

Number

Number

Number

Number

Number

Number

Number

Number

Number

Number

Number

Number

Number

Number

Number

Number

Number

Number

Number

Number

Number

Number

Number

Number

Number

Number

Number

Number

Number

Number

Number

Number

Number

Number

Number

Number

Number

Number

Number

Number

Number

Number

Number

Number

Number

Number

Number

Number

Number

Number

Number

Number

Number

Number

Number

Number

Number


Number

Number

Number

Number

Number



eking)” section.

- Number
- Number
- Number
- Number
- Number
- Number
- Number
- Number
- Number
- Number

- Number
- Number
- Number
- Number
- Number

Number
Number
Number
Number
Number

Number
Number
Number
Number
Number
Number
Number
Number
Number
Number

Number
Number
Number
Number
Number
Number
Number
Number
Number

Number

Number

Number

Number

Number

Number

Number

Number

Number

Number

Number

Number

Number

Number

Number

Number

Number

Number

Number

Number

Number

Number

Number

Number

Number

Number

Number

Number

Whole Number or Round to Nearest Tenths

Whole Number or Round to Nearest Tenths

Whole Number or Round to Nearest Tenths

Whole Number or Round to Nearest Tenths

Number

Number

Number

Number

Number

Number

Number

Number

Number

Number

Number

Number

Number

Number

Number

Number

Number

Number

Number

Number

Number

Number

Number

Number

Number

Number

Number

Number

Whole Number or Round to Nearest Tenths

Whole Number or Round to Nearest Tenths

Whole Number or Round to Nearest Tenths

Whole Number or Round to Nearest Tenths

Number
Number

Number
Number

Number
Number

Number
Number

Number
Number

Number
Number

Number
Number

Number
Number

Number
Number

Number
Number

Whole Number or Round to Nearest Tenths

C1

C1-C2: Applications

First-time, first-year students: Provide the number of degree-seeking, f

- Include early decision, early action, and students who began studies
- Applicants should include only those students who fulfilled the requi admission (i.e., who completed actionable applications) and who hav following actions: admission, non-admission, placement on waiting l applicant or institution).
- **Since the total may include students who did not provide gender d**
- If your institution collects and reports non-binary gender data, pleas
- Note that recent high school graduates and other students without p enrollment reporting purposes even if they enrolled in the summer pr
- Provide numbers of students for each of the following categories as c

First-Time, First-Year Student Applicants

- C101 Total first-time, first-year men who applied
- C102 Total first-time, first-year women who applied
- C103 Total first-time, first-year another gender who applied
- C104 Total first-time, first-year unknown gender who applied

First-Time, First-Year Student Admits

- C105 Total first-time, first-year men who were admitted
- C106 Total first-time, first-year women who were admitted
- C107 Total first-time, first-year another gender who were admitted
- C108 Total first-time, first-year unknown gender who were admitted

First-Time, First-Year Student Enrollees by Status

- C109 Total full-time, first-time, first-year men who enrolled
- C110 Total part-time, first-time, first-year men who enrolled
- C111 Total full-time, first-time, first-year women who enrolled
- C112 Total part-time, first-time, first-year women who enrolled

- C113 Total full-time, first-time, first-year another gender who enrolled
- C114 Total part-time, first-time, first-year another gender who enrolled
- C115 Total full-time, first-time, first-year unknown gender who enrolled
- C116 Total part-time, first-time, first-year unknown gender who enrolled

First-Time, First-Year Student Applicants Total

- C117 Total first-time, first-year students who applied
- C118 Total first-time, first-year students who were admitted
- C119 Total first-time, first-year students who enrolled

If available, please provide residency breakdowns for total applicants

Please report based on known physical address at time of application.

First-Time, First-Year Student Applicants In-State

- C120 Total first-time, first-year who applied
- C121 Total first-time, first-year who were admitted
- C122 Total first-time, first-year who enrolled

First-Time, First-Year Student Applicants Out-of-State

- C123 Total first-time, first-year who applied
- C124 Total first-time, first-year who were admitted
- C125 Total first-time, first-year who enrolled

First-Time, First-Year Student Applicants International

- C126 Total first-time, first-year who applied
- C127 Total first-time, first-year who were admitted
- C128 Total first-time, first-year who enrolled

First-Time, First-Year Student Applicants Unknown

- C129 Total first-time, first-year who applied
- C130 Total first-time, first-year who were admitted
- C131 Total first-time, first-year who enrolled

C2 First-time, first-year wait-listed students

Students who met admission requirements but whose final admission was based on space availability

C201 Do you have a policy of placing students on a waiting list?

If yes, please answer the questions below for Fall 2024 admissions:

Waiting List

C202 Number of qualified applicants offered a place on waiting list:

C203 Number accepting a place on the waiting list:

C204 Number of wait-listed students admitted:

C205 Is your waiting list ranked?

C206 If yes, do you release that information to students?

C207 Do you release that information to school counselors?

C3-C5: Admission Requirements

C3 High school completion requirement

Place an 'x' next to the appropriate box to identify your high school comp for degree-seeking entering students:

C301 High school diploma is required and GED is accepted

C302 High school diploma is required and GED is not accepted

C303 High school diploma or equivalent is not required

C4 Does your institution require or recommend a general college-preparatory program for degree-seeking students?

C401 Require

C402 Recommend

C403 Neither require nor recommend

C5 Distribution of high school units required and/or recommended.

Specify the distribution of academic high school course units required (equals one year of study or its equivalent). If you use a different system

Distribution of high school units required:

- C501 Total academic units
- C502 English
- C503 Mathematics
- C504 Science
- C505 Of these, units that must be lab
- C506 Foreign language
- C507 Social studies
- C508 History
- C509 Academic electives
- C510 Computer Science
- C511 Visual/Performing Arts

C512 Other (specify)

Distribution of high school units recommended:

- C513 Total academic units
- C514 English
- C515 Mathematics
- C516 Science
- C517 Of these, units that must be lab
- C518 Foreign language
- C519 Social studies
- C520 History
- C521 Academic electives
- C522 Computer Science
- C523 Visual/Performing Arts
- C524 Other (specify)

C6-C7: Basis for Selection

C6 High school completion requirement

Do you have an open admission policy under which virtually all second-

Do you have an open admission policy, under which virtually all secondary graduates or students with GED equivalency diplomas are admitted with academic record, test scores, or other qualifications? If so, check which

C601 Open admission policy as described above for all students

Open admission policy as described above for most students, but--

C602 selective admission for out-of-state students

C603 selective admission to some programs

C604 other (explain):

C7 Relative importance of each of the following academic and nonacademic factors in your first-time, first-year, degree-seeking general (not including programs with specific criteria) admissions decisions. Very Important, Important, Considered, Not Considered

Academic

C701 Rigor of secondary school record

C702 Class rank

C703 Academic GPA

C704 Standardized test scores

C705 Application Essay

C706 Recommendation(s)

Nonacademic

C707 Interview

C708 Extracurricular activities

C709 Talent/ability

C710 Character/personal qualities

C711 First generation

C712 Alumni/ae relation

C713 Geographical residence

C714 State residency

C715 Religious affiliation/commitment

- C716 Volunteer work
- C717 Work experience
- C718 Level of applicant's interest

C8

C8: SAT and ACT Policies Entrance Exams

- C801 Does your institution make use of SAT or ACT scores in admission decisions for first-time, first-year, degree-seeking applicants?

If yes, please enter your institution's policies for use in admission for students applying for **Fall 2026**

- C802 SAT or ACT
- C803 ACT Only
- C804 SAT Only

C8B Has been removed from the CDS.
C8C Has been removed from the CDS.

- C8D In addition, does your institution use applicants' test scores for academic advising?

- C8E Latest date by which SAT or ACT scores must be received for fall-term admission

- C8F If necessary, use this space to clarify your test policies (e.g., if tests are recommended for some students, or if tests are not required of some students due to differences by academic program, student academic background, or if other examinations may be considered in lieu of the SAT and ACT):

| | |
|-------|--|
| C8G | Please indicate which tests your institution uses for placement (e.g., state tests): |
| C8G01 | SAT |
| C8G02 | ACT |
| C8G03 | AP |
| C8G04 | CLEP |
| C8G05 | Institutional Exam |
| C8G06 | State Exam (specify): |

C9-C12: First-time, first-year Profile

Provide information for **ALL enrolled, degree-seeking, full-time and part-time** students.

| | |
|-----------|---|
| C9 | Percent and number of first-time, first-year students enrolled in Fall 2020 <ul style="list-style-type: none"> • Include information for ALL enrolled, degree-seeking, first-time, first-year students and report test scores. • Do not include partial test scores (e.g., mathematics scores but not verbal scores) or combine other standardized test results (such as TOEFL scores with SAT scores). • Do not convert SAT scores to ACT scores and vice versa. • If a student submitted multiple sets of scores for a single test, report the highest scores you use the data. For example: <ul style="list-style-type: none"> • If you consider the highest scores from either submission, use the highest scores (e.g., verbal from one submission, math from the other). • If you average the scores, use the average to report the scores. |
|-----------|---|

C901 Submitting SAT Scores

C902 Submitting ACT Scores

C903 Submitting SAT Scores

C904 Submitting ACT Scores

For each assessment listed below, report the score that represents the 25th percentile (the score that 25 percent of the first-time, first-year population scored at or below) and the 75th percentile score (the score that 25 percent scored at or above).

Assessment

C905 SAT Composite: 25th Percentile

| | |
|------|---|
| C906 | SAT Composite: 50th Percentile |
| C907 | SAT Composite: 75th Percentile |
| | Assessment |
| C908 | SAT Evidence-Based Reading and Writing: 25th Percentile |
| C909 | SAT Evidence-Based Reading and Writing: 50th Percentile |
| C910 | SAT Evidence-Based Reading and Writing: 75th Percentile |
| | Assessment |
| C911 | SAT Math: 25th Percentile |
| C912 | SAT Math: 50th Percentile |
| C913 | SAT Math: 75th Percentile |
| | Assessment |
| C914 | ACT Composite: 25th Percentile |
| C915 | ACT Composite: 50th Percentile |
| C916 | ACT Composite: 75th Percentile |
| | Assessment |
| C917 | ACT Math: 25th Percentile |
| C918 | ACT Math: 50th Percentile |
| C919 | ACT Math: 75th Percentile |
| | Assessment |
| C920 | ACT English: 25th Percentile |
| C921 | ACT English: 50th Percentile |
| C922 | ACT English: 75th Percentile |
| | Assessment |
| C923 | ACT Writing: 25th Percentile |
| C924 | ACT Writing: 50th Percentile |
| C925 | ACT Writing: 75th Percentile |
| | Assessment |
| C926 | ACT Science: 25th Percentile |
| C927 | ACT Science: 50th Percentile |
| C928 | ACT Science: 75th Percentile |
| | Assessment |
| C929 | ACT Reading: 25th Percentile |
| C930 | ACT Reading: 50th Percentile |
| C931 | ACT Reading: 75th Percentile |

Percent of first-time, first-year students with scores in each range:

Score Range:

| | |
|------|---|
| C905 | SAT Evidence-Based Reading and Writing: 700-800 |
| C906 | SAT Evidence-Based Reading and Writing: 600-699 |
| C907 | SAT Evidence-Based Reading and Writing: 500-599 |
| C908 | SAT Evidence-Based Reading and Writing: 400-499 |
| C909 | SAT Evidence-Based Reading and Writing: 300-399 |
| C910 | SAT Evidence-Based Reading and Writing: 200-299 |

Total should = 100%

Score Range:

| | |
|------|-------------------|
| C912 | SAT Math: 700-800 |
| C913 | SAT Math: 600-699 |
| C914 | SAT Math: 500-599 |
| C915 | SAT Math: 400-499 |
| C916 | SAT Math: 300-399 |
| C917 | SAT Math: 200-299 |

Total should = 100%

Score Range:

| | |
|------|--------------------------|
| C919 | SAT Composite: 1400-1600 |
| C920 | SAT Composite: 1200-1399 |
| C921 | SAT Composite: 1000-1199 |
| C922 | SAT Composite: 800-999 |
| C923 | SAT Composite: 600-799 |
| C924 | SAT Composite: 400-599 |

Total should = 100%

Score Range:

| | |
|------|------------------------|
| C926 | ACT Composite: 30-36 |
| C927 | ACT Composite: 24-29 |
| C928 | ACT Composite: 18-23 |
| C929 | ACT Composite: 12-17 |
| C930 | ACT Composite: 6-11 |
| C931 | ACT Composite: Below 6 |

Total should = 100%

Score Range:

| | |
|---------------------|----------------------------|
| C933 | ACT Math: 30-36 |
| C934 | ACT Math: 24-29 |
| C935 | ACT Math: 18-23 |
| C936 | ACT Math: 12-17 |
| C937 | ACT Math: 6-11 |
| C938 | ACT Math: Below 6 |
| C939 | Total should = 100% |
| Score Range: | |
| C940 | ACT English: 30-36 |
| C941 | ACT English: 24-29 |
| C942 | ACT English: 18-23 |
| C943 | ACT English: 12-17 |
| C944 | ACT English: 6-11 |
| C945 | ACT English: Below 6 |
| C946 | Total should = 100% |
| Score Range: | |
| C947 | ACT Writing: 30-36 |
| C948 | ACT Writing: 24-29 |
| C949 | ACT Writing: 18-23 |
| C950 | ACT Writing: 12-17 |
| C951 | ACT Writing: 6-11 |
| C952 | ACT Writing: Below 6 |
| C953 | Total should = 100% |
| Score Range: | |
| C954 | ACT Science: 30-36 |
| C955 | ACT Science: 24-29 |
| C956 | ACT Science: 18-23 |
| C957 | ACT Science: 12-17 |
| C958 | ACT Science: 6-11 |
| C959 | ACT Science: Below 6 |
| C960 | Total should = 100% |
| Score Range: | |
| C961 | ACT Reading: 30-36 |
| C962 | ACT Reading: 24-29 |

| | |
|------|----------------------------|
| C963 | ACT Reading: 18-23 |
| C964 | ACT Reading: 12-17 |
| C965 | ACT Reading: 6-11 |
| C966 | ACT Reading: Below 6 |
| C967 | Total should = 100% |

C10 **Percent of all degree-seeking, first-time, first-year students who had rank within each of the following ranges (report information for those whom you collected high school rank information)**

High School Rank

| | |
|-------|--|
| C1001 | Percent in top tenth of high school graduating class |
| C1002 | Percent in top quarter of high school graduating class |
| C1003 | Percent in top half of high school graduating class |
| C1004 | Percent in bottom half of high school graduating class |
| C1005 | Percent in bottom quarter of high school graduating class |
| C1006 | Percent of total first-time, first-year students who submitted high school class rank: |

C11 **Percentage of all enrolled, degree-seeking, first-time, first-year students**

*** Report information only for those students from whom you collected GPA information**
*** If you are able to report GPA ranges separately for students that also submitted high school rank information, please report the range in the following columns. If you are unable to report these data, please report the range as "N/A"**

GPA Range: Students who submitted Scores

| | |
|-------|---|
| C1101 | Percent who had GPA of 4.0 |
| C1102 | Percent who had GPA between 3.75 and 3.99 |
| C1103 | Percent who had GPA between 3.50 and 3.74 |
| C1104 | Percent who had GPA between 3.25 and 3.49 |
| C1105 | Percent who had GPA between 3.00 and 3.24 |
| C1106 | Percent who had GPA between 2.50 and 2.99 |

C1107 Percent who had GPA between 2.0 and 2.49
C1108 Percent who had GPA between 1.0 and 1.99
C1109 Percent who had GPA below 1.0

C1110 **Total should = 100%**

GPA Range: Students who did not submit Scores

C1111 Percent who had GPA of 4.0
C1112 Percent who had GPA between 3.75 and 3.99
C1113 Percent who had GPA between 3.50 and 3.74
C1114 Percent who had GPA between 3.25 and 3.49
C1115 Percent who had GPA between 3.00 and 3.24
C1116 Percent who had GPA between 2.50 and 2.99
C1117 Percent who had GPA between 2.0 and 2.49
C1118 Percent who had GPA between 1.0 and 1.99
C1119 Percent who had GPA below 1.0

C1120 **Total should = 100%**

GPA Range: All enrolled students

C1121 Percent who had GPA of 4.0
C1122 Percent who had GPA between 3.75 and 3.99
C1123 Percent who had GPA between 3.50 and 3.74
C1124 Percent who had GPA between 3.25 and 3.49
C1125 Percent who had GPA between 3.00 and 3.24
C1126 Percent who had GPA between 2.50 and 2.99
C1127 Percent who had GPA between 2.0 and 2.49
C1128 Percent who had GPA between 1.0 and 1.99
C1129 Percent who had GPA below 1.0

C1130 **Total should = 100%**

C12

C1201 Average high school GPA of all degree-seeking, first-time, first-year students who submitted GPA:

C1202 Percent of total first-time, first-year students who submitted high school GPA:

C13-C20: Admission Policies**C13****Application Fee****If your institution has waived its application fee for the Fall 2026 admi**

C1301 Does your institution have an application fee?

C1302 Amount of application fee:

C1303 Can it be waived for applicants with financial need?

**If you have an application fee and an on-line application option,
please indicate policy for students who apply on-line:**

C1304 Same fee

C1305 Free

C1306 Reduced

C1306 Can on-line application fee be waived for applicants with financial need?

C14**Application closing date**

C1401 Does your institution have an application closing date?

C1402 Application closing date (fall)

C1403 Priority Date

C15

C1501 Are first-time, first-year students accepted for terms other than the fall?

| | |
|------------|---|
| C16 | Notification to applicants of admission decision sent (fill in one only) |
|------------|---|

| | | |
|-------|--------------------------|----------------|
| C1601 | Yes, on a rolling basis: | |
| C1602 | | Beginning date |
| C1603 | Yes, by: | |
| C1604 | | Date |
| C1605 | Yes, other: | |
| C1606 | | Other Date |

| | |
|------------|---|
| C17 | Reply policy for admitted applicants |
|------------|---|

| | | |
|-------|--|------------|
| | Must reply by: | |
| C1701 | | Date |
| C1702 | No set Date | |
| C1703 | Must reply by May 1st or within____weeks if notified after | |
| C1704 | Other | |
| C1705 | | Other Date |
| C1706 | Deadline for housing deposit (MMDD): | |
| C1707 | Amount of housing deposit: | |

| |
|---|
| Refundable if student does not enroll? |
|---|

| | |
|-------|--------------|
| C1708 | Yes, in full |
| C1709 | Yes, in part |
| C1710 | No |

| | |
|------------|---------------------------|
| C18 | Deferred admission |
|------------|---------------------------|

| | |
|-------|--|
| C1801 | Does your institution allow students to postpone enrollment after admission? |
| C1802 | If yes, maximum period of postponement: |

| | |
|------------|--|
| C19 | Early admission of high school students |
|------------|--|

| | |
|-------|--|
| C1901 | Does your institution allow high school students to enroll as full-time, first-time, first-year students one year or more before high school graduation? |
|-------|--|

| | |
|------------|--|
| C20 | Common Application: Question removed from CDS. (Initiated during 2006-2007 cycle) |
|------------|--|

| | |
|---|-----------------------|
| C21-C22: Early Decision and Early Action Plans | |
| C21 | Early Decision |

| | |
|-------|--|
| C2101 | Does your institution offer an early decision plan (an admission plan that permits students to apply and be notified of an admission decision well in advance of the regular notification date and that asks students to commit to attending if accepted) for first-time, first-year applicants for fall enrollment? |
|-------|--|

| |
|---|
| If “yes,” please complete the following: |
|---|

| | |
|-------|---|
| C2102 | First or only early decision plan closing date |
| C2103 | First or only early decision plan notification date |
| C2104 | Other early decision plan closing date |
| C2105 | Other early decision plan notification date |

| |
|--|
| For the Fall 2024 entering class: |
|--|

| | |
|-------|--|
| C2106 | Number of early decision applications received by your institution |
| C2106 | Number of applicants admitted under early decision plan |

| | |
|-------|--|
| C2107 | Please provide significant details about your early decision plan: |
|-------|--|

C22

Early Action

C2201 Do you have a nonbinding early action plan whereby students are notified of an admission decision well in advance of the regular notification date but do not have to commit to attending your college?

If “yes,” please complete the following:

C2202 Early action closing date

C2203 Early action notification date

C2204 Is your early action plan a “restrictive” plan under which you limit students from applying to other early plans?

C. FIRST-TIME, FIRST-YEAR STUDENTS

first-time, first-year students who applied, were admitted, and enrolled (full- or part-time) in **Fall 2023** and during summer in this cohort.

Students who were notified for consideration for admission but have not yet been notified of one of the following: admission, denial, or application withdrawn (by the student or institution).

Note: The detail need not sum to the total.

Students who use the "Another Gender" category.

Students who have prior postsecondary experience will still be considered "first-time students" for fall enrollment if they enroll prior to fall enrollment.

Students who enroll after the institution's official fall reporting date or as of October 15, 2024.

| Total | |
|-------|---------------------------------------|
| | 3394 First-Time, First-Year Admission |
| | 4256 First-Time, First-Year Admission |
| | First-Time, First-Year Admission |
| | 2 First-Time, First-Year Admission |

| Total | |
|-------|---------------------------------------|
| | 3233 First-Time, First-Year Admission |
| | 4085 First-Time, First-Year Admission |
| | First-Time, First-Year Admission |
| | 2 First-Time, First-Year Admission |

| Total | |
|-------|---------------------------------------|
| | 864 First-Time, First-Year Admission |
| | 130 First-Time, First-Year Admission |
| | 1366 First-Time, First-Year Admission |
| | 190 First-Time, First-Year Admission |

0 First-Time, First-Year Admission
First-Time, First-Year Admission
0 First-Time, First-Year Admission
0 First-Time, First-Year Admission

Total

7652 First-Time, First-Year Admission
7320 First-Time, First-Year Admission
7319 First-Time, First-Year Admission

s, admits, and enrolled students: Fall 2024

Total

6280 First-Time, First-Year Admission
6506 First-Time, First-Year Admission
1591 First-Time, First-Year Admission

Total

831 First-Time, First-Year Admission
813 First-Time, First-Year Admission
208 First-Time, First-Year Admission

Total

7111 First-Time, First-Year Admission
6589 First-Time, First-Year Admission
1799 First-Time, First-Year Admission

Total

0 First-Time, First-Year Admission
0 First-Time, First-Year Admission
0 First-Time, First-Year Admission

/as contingent on

| Response 'Y' or 'N' | |
|---------------------|----------------------------------|
| N | First-Time, First-Year Admission |
| | |

| Total | |
|-------|----------------------------------|
| | First-Time, First-Year Admission |
| | First-Time, First-Year Admission |
| | First-Time, First-Year Admission |

| Response 'Y' or 'N' | |
|---------------------|----------------------------------|
| | First-Time, First-Year Admission |
| | First-Time, First-Year Admission |
| | First-Time, First-Year Admission |

| |
|---------------------|
| |
| |
| pletion requirement |
| |

| Response 'x' | |
|--------------|----------------------------------|
| | First-Time, First-Year Admission |
| | First-Time, First-Year Admission |
| | First-Time, First-Year Admission |

| |
|--|
| |
|--|

| Response 'x' | |
|--------------|----------------------------------|
| | First-Time, First-Year Admission |
| | First-Time, First-Year Admission |
| | First-Time, First-Year Admission |

| |
|--|
| |
|--|

and/or recommended of all or most degree-seeking students using Carnegie units (one unit for calculating units, please convert.

Units

- 16 First-Time, First-Year Admission
- 4 First-Time, First-Year Admission
- 3 First-Time, First-Year Admission
- 3 First-Time, First-Year Admission
- 1 First-Time, First-Year Admission
- 1 First-Time, First-Year Admission
- 3 First-Time, First-Year Admission
- 0 First-Time, First-Year Admission
- 105 First-Time, First-Year Admission
- 0 First-Time, First-Year Admission
- First-Time, First-Year Admission

Included in other

Response Text

Units

- First-Time, First-Year Admission
- 4 First-Time, First-Year Admission
- 0 First-Time, First-Year Admission
- 4 First-Time, First-Year Admission
- 0 First-Time, First-Year Admission
- 0 First-Time, First-Year Admission
- First-Time, First-Year Admission
- 0 First-Time, First-Year Admission
- 0 First-Time, First-Year Admission
- 0 First-Time, First-Year Admission
- 0 First-Time, First-Year Admission
- 0 First-Time, First-Year Admission

FI recommended

any school
out regard to
applies:

Response 'x'

other

First-Time, First-Year Admission

Response 'x'

First-Time, First-Year Admission

First-Time, First-Year Admission

Explain

General admissions = Predicted GPA of 1.5 (Predicted based on First-Time, First-Year Admission)

Please select one of the following options:

Very Important

Important

Considered

Not Considered

Please select one of the following options:

Very Important

Important

Considered

Not Considered

Please select one of the following options:

Very Important

Important

Considered

Not Considered

Please select one of the following options:

Very Important

Important

Considered

Not Considered

Please select one of the following options:

Very Important

Important

Considered

Not Considered

Importance

| |
|----------------|
| Not Considered |
|----------------|

First-Time, First-Year Admission

| |
|----------------|
| Not Considered |
|----------------|

First-Time, First-Year Admission

| | Considered | Not Considered |
|--|-------------------------------------|--------------------------|
| 1. The proposed project would require the construction of new buildings. | <input checked="" type="checkbox"/> | <input type="checkbox"/> |
| 2. The proposed project would require the construction of new parking lots or other paved areas. | <input checked="" type="checkbox"/> | <input type="checkbox"/> |
| 3. The proposed project would require the construction of new roads or highways. | <input checked="" type="checkbox"/> | <input type="checkbox"/> |
| 4. The proposed project would require the construction of new bridges or culverts. | <input checked="" type="checkbox"/> | <input type="checkbox"/> |
| 5. The proposed project would require the construction of new water supply facilities. | <input checked="" type="checkbox"/> | <input type="checkbox"/> |
| 6. The proposed project would require the construction of new sewerage treatment plants. | <input checked="" type="checkbox"/> | <input type="checkbox"/> |
| 7. The proposed project would require the construction of new stormwater management facilities. | <input checked="" type="checkbox"/> | <input type="checkbox"/> |
| 8. The proposed project would require the construction of new electrical transmission lines. | <input checked="" type="checkbox"/> | <input type="checkbox"/> |
| 9. The proposed project would require the construction of new telecommunications infrastructure. | <input checked="" type="checkbox"/> | <input type="checkbox"/> |
| 10. The proposed project would require the construction of new public utility facilities. | <input checked="" type="checkbox"/> | <input type="checkbox"/> |

First-Time, First-Year Admission

Not Considered

Not Considered

First-Time, First-Year Admission

Not Considered

First-Time, First-Year Admission

Not Considered

Importance

Importance

Not Considered

First-Time, First-Year Admission

Not Considered

Not Considered

First-Time, First-Year Admission

Not Considered

First-Time, First-Year Admission

Not Considered

First-Time, First-Year Admission

Not Considered

Not Considered

First-Time, First-Year Admission

Not Considered

First-Time, First-Year Admission

Not Considered

First-Time, First-Year Admission

Not Considered
Not Considered
Not Considered

First-Time, First-Year Admission
First-Time, First-Year Admission
First-Time, First-Year Admission

Response 'Y' or 'N'

Y

First-Time, First-Year Admission

Please select one of the following options:

Required to be considered for admission

Required for some

Recommended

Not required for admission, but considered if submitted

Not considered for admission, even if submitted

Required to be considered for admission
Recommended
Not considered for admission, even if submitted

First-Time, First-Year Admission
First-Time, First-Year Admission
First-Time, First-Year Admission

Response 'Y' or 'N'

N

First-Time, First-Year Admission

First-Time, First-Year Admission

First-Time, First-Year Admission

Response 'x'

| | |
|---|----------------------------------|
| | First-Time, First-Year Admission |
| X | First-Time, First-Year Admission |
| X | First-Time, First-Year Admission |
| | First-Time, First-Year Admission |
| | First-Time, First-Year Admission |
| X | First-Time, First-Year Admission |
| X | First-Time, First-Year Admission |
| | First-Time, First-Year Admission |

rt-time, first-time, first-year students enrolled in **Fall 2024**, including students who began studi

2024 who submitted national standardized (SAT/ACT) test scores.
 'st-year students who submitted

critical reading for a category of
 .) in this item.

t this information according to how

ighest combination of scores

| | |
|---------|---------------------------------------|
| Percent | 69 First-Time, First-Year Admission |
| | 22 First-Time, First-Year Admission |
| Number | 1241 First-Time, First-Year Admission |
| | 299 First-Time, First-Year Admission |

ie 25th percentile
 ed at or below) and
 'e).

| | |
|-------|--------------------------------------|
| Score | 910 First-Time, First-Year Admission |
|-------|--------------------------------------|

1030 First-Time, First-Year Admission
1140 First-Time, First-Year Admission

Score

460 First-Time, First-Year Admission
520 First-Time, First-Year Admission
580 First-Time, First-Year Admission

Score

440 First-Time, First-Year Admission
510 First-Time, First-Year Admission
570 First-Time, First-Year Admission

Score

18 First-Time, First-Year Admission
22 First-Time, First-Year Admission
25 First-Time, First-Year Admission

Score

17 First-Time, First-Year Admission
21 First-Time, First-Year Admission
25 First-Time, First-Year Admission

Score

17 First-Time, First-Year Admission
21 First-Time, First-Year Admission
25 First-Time, First-Year Admission

Score

0 First-Time, First-Year Admission
0 First-Time, First-Year Admission
0 First-Time, First-Year Admission

Score

0 First-Time, First-Year Admission
0 First-Time, First-Year Admission
0 First-Time, First-Year Admission

Score

0 First-Time, First-Year Admission
0 First-Time, First-Year Admission
0 First-Time, First-Year Admission



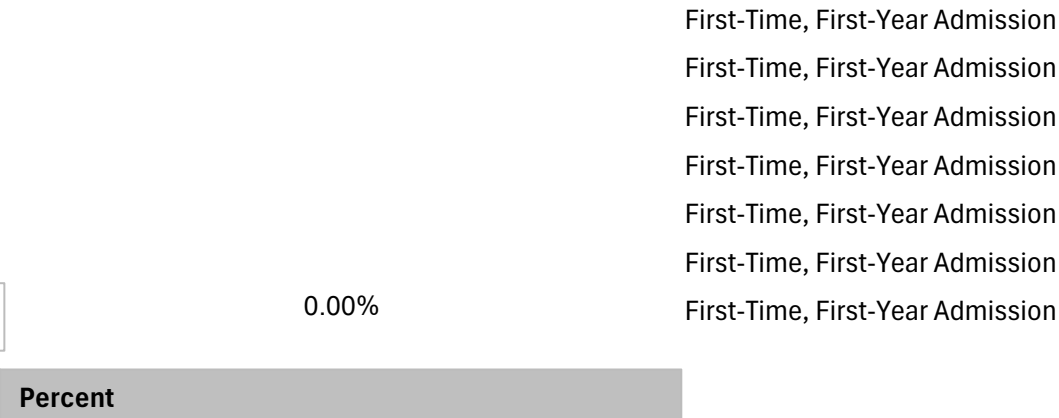
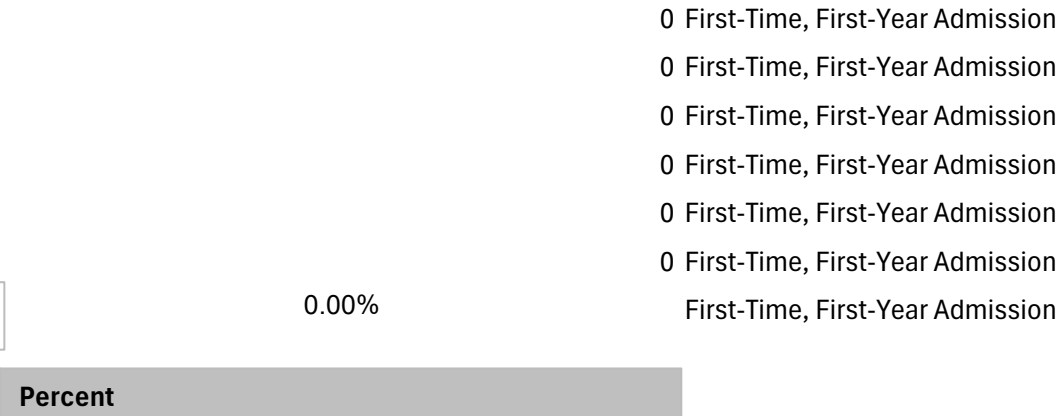
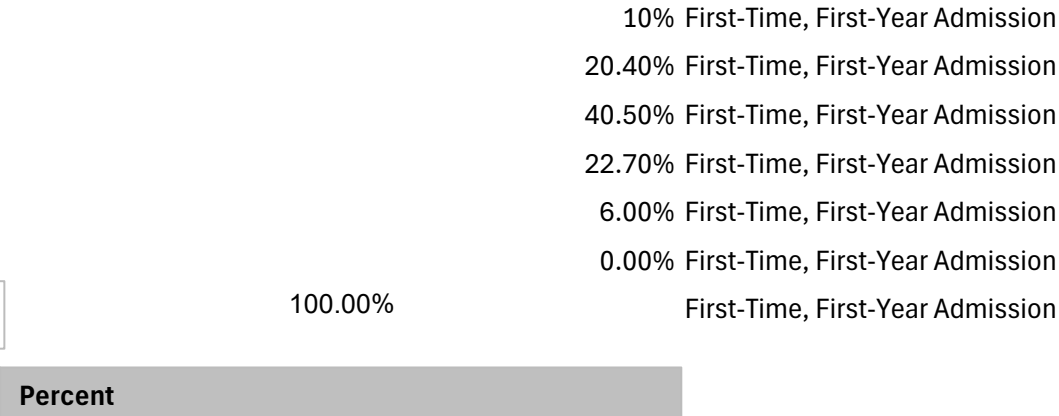
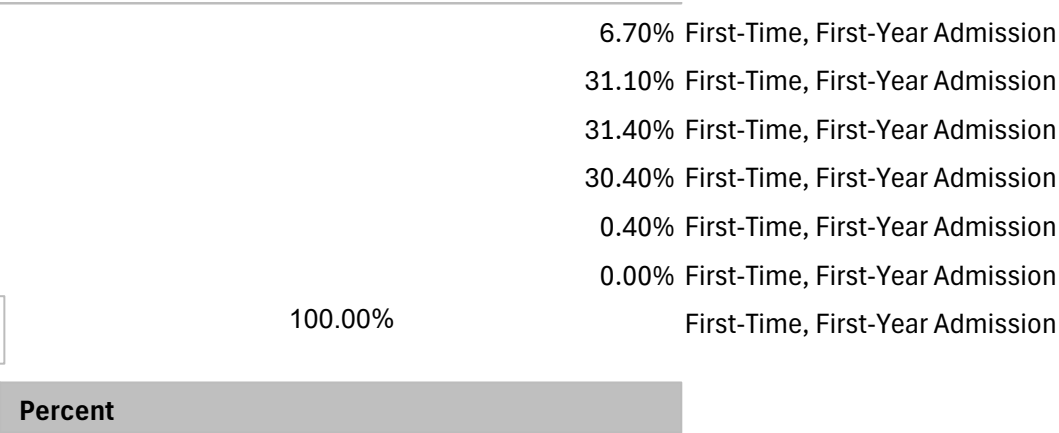
| Percent | |
|---------|---|
| | 2.60% First-Time, First-Year Admission |
| | 18.20% First-Time, First-Year Admission |
| | 39.30% First-Time, First-Year Admission |
| | 32.60% First-Time, First-Year Admission |
| | 7.10% First-Time, First-Year Admission |
| | 0.20% First-Time, First-Year Admission |
| 100.00% | First-Time, First-Year Admission |

| Percent | |
|---------|---|
| | 2.60% First-Time, First-Year Admission |
| | 13.60% First-Time, First-Year Admission |
| | 41% First-Time, First-Year Admission |
| | 31.50% First-Time, First-Year Admission |
| | 11% First-Time, First-Year Admission |
| | 0.30% First-Time, First-Year Admission |
| 100.00% | First-Time, First-Year Admission |

| Percent | |
|---------|---|
| | 35.80% First-Time, First-Year Admission |
| | 6.80% First-Time, First-Year Admission |
| | 0.00% First-Time, First-Year Admission |
| | 1.40% First-Time, First-Year Admission |
| | 14.70% First-Time, First-Year Admission |
| | 41.30% First-Time, First-Year Admission |
| 100.00% | First-Time, First-Year Admission |

| Percent | |
|---------|---|
| | 10.40% First-Time, First-Year Admission |
| | 27.80% First-Time, First-Year Admission |
| | 40.50% First-Time, First-Year Admission |
| | 21.30% First-Time, First-Year Admission |
| | 0.00% First-Time, First-Year Admission |
| | 0.00% First-Time, First-Year Admission |
| 100.00% | First-Time, First-Year Admission |

Percent



First-Time, First-Year Admission

high school class
students from

Percent

0.00% First-Time, First-Year Admission

First-Time, First-Year Admission

o submitted at least one test score versus those who did not submit a test score, please do so
ges for all students.

Percent

First-Time, First-Year Admission

| | | |
|--|-------|----------------------------------|
| | | First-Time, First-Year Admission |
| | | First-Time, First-Year Admission |
| | | First-Time, First-Year Admission |
| | 0.00% | First-Time, First-Year Admission |

Percent

| | | |
|--|-------|----------------------------------|
| | | First-Time, First-Year Admission |
| | | First-Time, First-Year Admission |
| | | First-Time, First-Year Admission |
| | | First-Time, First-Year Admission |
| | | First-Time, First-Year Admission |
| | | First-Time, First-Year Admission |
| | | First-Time, First-Year Admission |
| | | First-Time, First-Year Admission |
| | | First-Time, First-Year Admission |
| | 0.00% | First-Time, First-Year Admission |

Percent

| | | |
|--|---------|---|
| | | 7.80% First-Time, First-Year Admission |
| | | 27.80% First-Time, First-Year Admission |
| | | 19.50% First-Time, First-Year Admission |
| | | 14.40% First-Time, First-Year Admission |
| | | 9.80% First-Time, First-Year Admission |
| | | 13% First-Time, First-Year Admission |
| | | 6% First-Time, First-Year Admission |
| | | 2% First-Time, First-Year Admission |
| | | 0.00% First-Time, First-Year Admission |
| | 100.00% | First-Time, First-Year Admission |

Average

| | | |
|--|------|----------------------------------|
| | 3.41 | First-Time, First-Year Admission |
|--|------|----------------------------------|

Percent

| | | |
|--|--------|----------------------------------|
| | 99.00% | First-Time, First-Year Admission |
|--|--------|----------------------------------|

ission cycle please select no.

| | |
|---------------------|---------------------------------------|
| Response 'Y' or 'N' | |
| Y | First-Time, First-Year Admission |
| Fee in \$ | |
| | \$50 First-Time, First-Year Admission |
| Response 'Y' or 'N' | |
| Y | First-Time, First-Year Admission |
| Response 'x' | |
| x | First-Time, First-Year Admission |
| | First-Time, First-Year Admission |
| | First-Time, First-Year Admission |
| Response 'Y' or 'N' | |
| Y | First-Time, First-Year Admission |
| | |
| Response 'Y' or 'N' | |
| N | First-Time, First-Year Admission |
| Response 'Y' or 'N' | |
| | First-Time, First-Year Admission |
| | First-Time, First-Year Admission |
| Response 'Y' or 'N' | |
| Y | First-Time, First-Year Admission |

| Response 'x' and fill in one date only | |
|--|----------------------------------|
| Y | First-Time, First-Year Admission |
| MARCH | First-Time, First-Year Admission |
| | First-Time, First-Year Admission |
| | First-Time, First-Year Admission |
| | First-Time, First-Year Admission |
| | First-Time, First-Year Admission |

| Response 'x' and fill in one date only | |
|--|----------------------------------|
| | First-Time, First-Year Admission |
| X | First-Time, First-Year Admission |
| Number of weeks | |
| | First-Time, First-Year Admission |
| | First-Time, First-Year Admission |
| | First-Time, First-Year Admission |

| | 24-Aug | First-Time, First-Year Admission |
|--------------|--------|----------------------------------|
| Amount in \$ | | |
| | 150 | First-Time, First-Year Admission |

| Response 'x' | |
|--------------|----------------------------------|
| x | First-Time, First-Year Admission |
| | First-Time, First-Year Admission |
| | First-Time, First-Year Admission |

| x | |
|---------------------|----------------------------------|
| Response 'Y' or 'N' | |
| Y | First-Time, First-Year Admission |
| Response Text | |
| | First-Time, First-Year Admission |

} x

Response 'Y' or 'N'

N

First-Time, First-Year Admission

}

Response 'Y' or 'N'

n

First-Time, First-Year Admission

}

Date

First-Time, First-Year Admission
First-Time, First-Year Admission
First-Time, First-Year Admission
First-Time, First-Year Admission

First-Time, First-Year Admission
First-Time, First-Year Admission

Free Response (please no URLs)

First-Time, First-Year Admission

Response 'Y' or 'N'

NFirst-Time, First-Year Admission

Date

First-Time, First-Year Admission
First-Time, First-Year Admission

Response 'Y' or 'N'

NFirst-Time, First-Year Admission

| Sub-Section | Category | Student Group | Cohort |
|--------------|----------|----------------|------------------------|
| AR ADMISSION | | | |
| 2024. | | | |
| Applications | Applied | Undergraduates | First-time, first-year |
| Applications | Applied | Undergraduates | First-time, first-year |
| Applications | Applied | Undergraduates | First-time, first-year |
| Applications | Applied | Undergraduates | First-time, first-year |
| Applications | Admitted | Undergraduates | First-time, first-year |
| Applications | Admitted | Undergraduates | First-time, first-year |
| Applications | Admitted | Undergraduates | First-time, first-year |
| Applications | Admitted | Undergraduates | First-time, first-year |
| Applications | Enrolled | Undergraduates | First-time, first-year |
| Applications | Enrolled | Undergraduates | First-time, first-year |
| Applications | Enrolled | Undergraduates | First-time, first-year |
| Applications | Enrolled | Undergraduates | First-time, first-year |

| | | | |
|--------------|----------|----------------|------------------------|
| Applications | Enrolled | Undergraduates | First-time, first-year |
| Applications | Enrolled | Undergraduates | First-time, first-year |
| Applications | Enrolled | Undergraduates | First-time, first-year |
| Applications | Enrolled | Undergraduates | First-time, first-year |

| | | | |
|--------------|----------|----------------|------------------------|
| Applications | Applied | Undergraduates | First-time, first-year |
| Applications | Admitted | Undergraduates | First-time, first-year |
| Applications | Enrolled | Undergraduates | First-time, first-year |

| | | | |
|--------------|----------|----------------|------------------------|
| Applications | Applied | Undergraduates | First-time, first-year |
| Applications | Admitted | Undergraduates | First-time, first-year |
| Applications | Enrolled | Undergraduates | First-time, first-year |

| | | | |
|--------------|----------|----------------|------------------------|
| Applications | Applied | Undergraduates | First-time, first-year |
| Applications | Admitted | Undergraduates | First-time, first-year |
| Applications | Enrolled | Undergraduates | First-time, first-year |

| | | | |
|--------------|----------|----------------|------------------------|
| Applications | Applied | Undergraduates | First-time, first-year |
| Applications | Admitted | Undergraduates | First-time, first-year |
| Applications | Enrolled | Undergraduates | First-time, first-year |

| | | | |
|--------------|----------|----------------|------------------------|
| Applications | Applied | Undergraduates | First-time, first-year |
| Applications | Admitted | Undergraduates | First-time, first-year |
| Applications | Enrolled | Undergraduates | First-time, first-year |

| | | | |
|-----------|--------|----------------|------------------------|
| Wait List | Policy | Undergraduates | First-time, first-year |
|-----------|--------|----------------|------------------------|

| | | | |
|-----------|-----------------|----------------|------------------------|
| Wait List | Applied | Undergraduates | First-time, first-year |
| Wait List | Accepting Offer | Undergraduates | First-time, first-year |
| Wait List | Admitted | Undergraduates | First-time, first-year |

| | | | |
|-----------|--------|----------------|------------------------|
| Wait List | Policy | Undergraduates | First-time, first-year |
| Wait List | Policy | Undergraduates | First-time, first-year |
| Wait List | Policy | Undergraduates | First-time, first-year |

| | | | |
|----------------------|------------------------|----------------|------------------------|
| Admissions Requireme | High School completion | Undergraduates | First-time, first-year |
| Admissions Requireme | High School completion | Undergraduates | First-time, first-year |
| Admissions Requireme | High School completion | Undergraduates | First-time, first-year |

| | | | |
|----------------------|-----------------------------|----------------|------------------------|
| Admissions Requireme | College-preparatory Program | Undergraduates | First-time, first-year |
| Admissions Requireme | College-preparatory Program | Undergraduates | First-time, first-year |
| Admissions Requireme | College-preparatory Program | Undergraduates | First-time, first-year |

[illegible]

| Admissions Requirements | High School Units Required | Undergraduates | First-time, first-year |
|-------------------------|----------------------------|----------------|------------------------|
|-------------------------|----------------------------|----------------|------------------------|

[illegible]

| | | | |
|---------------------|------------------------|----------------|------------------------|
| Basis for Selection | High School Completion | Undergraduates | First-time, first-year |
|---------------------|------------------------|----------------|------------------------|

| | | | |
|---------------------|------------------------|----------------|------------------------|
| Basis for Selection | High School Completion | Undergraduates | First-time, first-year |
|---------------------|------------------------|----------------|------------------------|

| | | | |
|---------------------|------------------------|----------------|------------------------|
| Basis for Selection | High School Completion | Undergraduates | First-time, first-year |
|---------------------|------------------------|----------------|------------------------|

| | | | |
|---------------------|------------------------|----------------|------------------------|
| Basis for Selection | High School Completion | Undergraduates | First-time, first-year |
|---------------------|------------------------|----------------|------------------------|

| | | | |
|---------------------|------------------|----------------|------------------------|
| Basis for Selection | Academic Factors | Undergraduates | First-time, first-year |
|---------------------|------------------|----------------|------------------------|

| | | | |
|---------------------|------------------|----------------|------------------------|
| Basis for Selection | Academic Factors | Undergraduates | First-time, first-year |
|---------------------|------------------|----------------|------------------------|

| | | | |
|---------------------|------------------|----------------|------------------------|
| Basis for Selection | Academic Factors | Undergraduates | First-time, first-year |
|---------------------|------------------|----------------|------------------------|

| | | | |
|---------------------|------------------|----------------|------------------------|
| Basis for Selection | Academic Factors | Undergraduates | First-time, first-year |
|---------------------|------------------|----------------|------------------------|

| | | | |
|---------------------|------------------|----------------|------------------------|
| Basis for Selection | Academic Factors | Undergraduates | First-time, first-year |
|---------------------|------------------|----------------|------------------------|

| | | | |
|---------------------|------------------|----------------|------------------------|
| Basis for Selection | Academic Factors | Undergraduates | First-time, first-year |
|---------------------|------------------|----------------|------------------------|

| | | | |
|---------------------|---------------------|----------------|------------------------|
| Basis for Selection | Nonacademic Factors | Undergraduates | First-time, first-year |
|---------------------|---------------------|----------------|------------------------|

| | | | |
|---------------------|---------------------|----------------|------------------------|
| Basis for Selection | Nonacademic Factors | Undergraduates | First-time, first-year |
|---------------------|---------------------|----------------|------------------------|

| | | | |
|---------------------|---------------------|----------------|------------------------|
| Basis for Selection | Nonacademic Factors | Undergraduates | First-time, first-year |
|---------------------|---------------------|----------------|------------------------|

| | | | |
|---------------------|---------------------|----------------|------------------------|
| Basis for Selection | Nonacademic Factors | Undergraduates | First-time, first-year |
|---------------------|---------------------|----------------|------------------------|

| | | | |
|---------------------|---------------------|----------------|------------------------|
| Basis for Selection | Nonacademic Factors | Undergraduates | First-time, first-year |
|---------------------|---------------------|----------------|------------------------|

| | | | |
|---------------------|---------------------|----------------|------------------------|
| Basis for Selection | Nonacademic Factors | Undergraduates | First-time, first-year |
|---------------------|---------------------|----------------|------------------------|

| | | | |
|---------------------|---------------------|----------------|------------------------|
| Basis for Selection | Nonacademic Factors | Undergraduates | First-time, first-year |
|---------------------|---------------------|----------------|------------------------|

| | | | |
|---------------------|---------------------|----------------|------------------------|
| Basis for Selection | Nonacademic Factors | Undergraduates | First-time, first-year |
|---------------------|---------------------|----------------|------------------------|

| | | | |
|---------------------|---------------------|----------------|------------------------|
| Basis for Selection | Nonacademic Factors | Undergraduates | First-time, first-year |
|---------------------|---------------------|----------------|------------------------|

| | | | |
|---------------------|---------------------|----------------|------------------------|
| Basis for Selection | Nonacademic Factors | Undergraduates | First-time, first-year |
| Basis for Selection | Nonacademic Factors | Undergraduates | First-time, first-year |
| Basis for Selection | Nonacademic Factors | Undergraduates | First-time, first-year |

| | | | |
|----------------|----------------------|----------------|------------------------|
| Entrance Exams | SAT and ACT Policies | Undergraduates | First-time, first-year |
|----------------|----------------------|----------------|------------------------|

| | | | |
|----------------|----------------------|----------------|------------------------|
| Entrance Exams | SAT and ACT Policies | Undergraduates | First-time, first-year |
| Entrance Exams | SAT and ACT Policies | Undergraduates | First-time, first-year |
| Entrance Exams | SAT and ACT Policies | Undergraduates | First-time, first-year |

| | | | |
|----------------|----------------------|----------------|------------------------|
| Entrance Exams | SAT and ACT Policies | Undergraduates | First-time, first-year |
|----------------|----------------------|----------------|------------------------|

| | | | |
|----------------|----------------------|----------------|------------------------|
| Entrance Exams | SAT and ACT Policies | Undergraduates | First-time, first-year |
|----------------|----------------------|----------------|------------------------|


| | | | |
|----------------|----------------------|----------------|------------------------|
| Entrance Exams | SAT and ACT Policies | Undergraduates | First-time, first-year |
|----------------|----------------------|----------------|------------------------|

| | | | |
|----------------|----------------------|----------------|------------------------|
| Entrance Exams | SAT and ACT Policies | Undergraduates | First-time, first-year |
| Entrance Exams | SAT and ACT Policies | Undergraduates | First-time, first-year |
| Entrance Exams | SAT and ACT Policies | Undergraduates | First-time, first-year |
| Entrance Exams | SAT and ACT Policies | Undergraduates | First-time, first-year |
| Entrance Exams | SAT and ACT Policies | Undergraduates | First-time, first-year |
| Entrance Exams | SAT and ACT Policies | Undergraduates | First-time, first-year |
| Entrance Exams | SAT and ACT Policies | Undergraduates | First-time, first-year |
| Entrance Exams | SAT and ACT Policies | Undergraduates | First-time, first-year |

es during summer, international students/nonresidents, and students admitted under special arrange

| | | |
|--|----------------|------------------------|
| First-time, first-year Prc Test Scores | Undergraduates | First-time, first-year |
| First-time, first-year Prc Test Scores | Undergraduates | First-time, first-year |
| First-time, first-year Prc Test Scores | Undergraduates | First-time, first-year |
| First-time, first-year Prc Test Scores | Undergraduates | First-time, first-year |

| | | |
|--|----------------|------------------------|
| First-time, first-year Prc Test Scores | Undergraduates | First-time, first-year |
|--|----------------|------------------------|



| | | | |
|--------------------|-----------------|----------------|------------------------|
| Admission Policies | Application Fee | Undergraduates | First-time, first-year |
|--------------------|-----------------|----------------|------------------------|

| | | | |
|--------------------|-----------------|----------------|------------------------|
| Admission Policies | Application Fee | Undergraduates | First-time, first-year |
|--------------------|-----------------|----------------|------------------------|

| | | | |
|--------------------|-----------------|----------------|------------------------|
| Admission Policies | Application Fee | Undergraduates | First-time, first-year |
|--------------------|-----------------|----------------|------------------------|

| | | | |
|--------------------|-----------------|----------------|------------------------|
| Admission Policies | Application Fee | Undergraduates | First-time, first-year |
| Admission Policies | Application Fee | Undergraduates | First-time, first-year |
| Admission Policies | Application Fee | Undergraduates | First-time, first-year |

| | | | |
|--------------------|-----------------|----------------|------------------------|
| Admission Policies | Application Fee | Undergraduates | First-time, first-year |
|--------------------|-----------------|----------------|------------------------|

| | | | |
|--------------------|-------------------|----------------|------------------------|
| Admission Policies | Application Dates | Undergraduates | First-time, first-year |
|--------------------|-------------------|----------------|------------------------|

| | | | |
|--------------------|-------------------|----------------|------------------------|
| Admission Policies | Application Dates | Undergraduates | First-time, first-year |
| Admission Policies | Application Dates | Undergraduates | First-time, first-year |

| | | | |
|--------------------|-------------------|----------------|------------------------|
| Admission Policies | Application Dates | Undergraduates | First-time, first-year |
|--------------------|-------------------|----------------|------------------------|

| | | | |
|--------------------|-------------------|----------------|------------------------|
| Admission Policies | Application Dates | Undergraduates | First-time, first-year |
| Admission Policies | Application Dates | Undergraduates | First-time, first-year |
| Admission Policies | Application Dates | Undergraduates | First-time, first-year |
| Admission Policies | Application Dates | Undergraduates | First-time, first-year |
| Admission Policies | Application Dates | Undergraduates | First-time, first-year |
| Admission Policies | Application Dates | Undergraduates | First-time, first-year |

| | | | |
|--------------------|--------------|----------------|------------------------|
| Admission Policies | Reply Policy | Undergraduates | First-time, first-year |
| Admission Policies | Reply Policy | Undergraduates | First-time, first-year |

| | | | |
|--------------------|--------------|----------------|------------------------|
| Admission Policies | Reply Policy | Undergraduates | First-time, first-year |
| Admission Policies | Reply Policy | Undergraduates | First-time, first-year |
| Admission Policies | Reply Policy | Undergraduates | First-time, first-year |

| | | | |
|--------------------|-----------------|----------------|------------------------|
| Admission Policies | Housing Deposit | Undergraduates | First-time, first-year |
|--------------------|-----------------|----------------|------------------------|

| | | | |
|--------------------|-----------------|----------------|------------------------|
| Admission Policies | Housing Deposit | Undergraduates | First-time, first-year |
|--------------------|-----------------|----------------|------------------------|

| | | | |
|--------------------|-----------------|----------------|------------------------|
| Admission Policies | Housing Deposit | Undergraduates | First-time, first-year |
| Admission Policies | Housing Deposit | Undergraduates | First-time, first-year |
| Admission Policies | Housing Deposit | Undergraduates | First-time, first-year |

| | | | |
|--------------------|-----------------|----------------|------------------------|
| Admission Policies | Housing Deposit | Undergraduates | First-time, first-year |
|--------------------|-----------------|----------------|------------------------|

| | | | |
|--------------------|-----------------|----------------|------------------------|
| Admission Policies | Housing Deposit | Undergraduates | First-time, first-year |
|--------------------|-----------------|----------------|------------------------|

Admission Policies

Early Admission

Undergraduates

First-time, first-year



Admission Policies

Early Decision

Undergraduates

First-time, first-year

Admission Policies

Early Decision

Undergraduates

First-time, first-year

Admission Policies

Early Decision

Undergraduates

First-time, first-year

Admission Policies

Early Decision

Undergraduates

First-time, first-year

Admission Policies

Early Decision

Undergraduates

First-time, first-year

Admission Policies

Early Decision

Undergraduates

First-time, first-year

Admission Policies

Early Decision

Undergraduates

First-time, first-year

Admission Policies

Early Decision

Undergraduates

First-time, first-year

| | | | |
|--------------------|--------------|----------------|------------------------|
| Admission Policies | Early Action | Undergraduates | First-time, first-year |
|--------------------|--------------|----------------|------------------------|

| | | | |
|--------------------|--------------|----------------|------------------------|
| Admission Policies | Early Action | Undergraduates | First-time, first-year |
| Admission Policies | Early Action | Undergraduates | First-time, first-year |

| | | | |
|--------------------|--------------|----------------|------------------------|
| Admission Policies | Early Action | Undergraduates | First-time, first-year |
|--------------------|--------------|----------------|------------------------|

Residency Unit load Gender Value type

| | | | |
|--|--|--|--|
| | | | |
|--|--|--|--|

| | | | |
|-----|-----|----------------|--------|
| All | All | Men | Number |
| All | All | Women | Number |
| All | All | Another Gender | Number |
| All | All | Unknown | Number |

| | | | |
|-----|-----|----------------|--------|
| All | All | Men | Number |
| All | All | Women | Number |
| All | All | Another Gender | Number |
| All | All | Unknown | Number |

| | | | |
|-----|-----|-------|--------|
| All | All | Men | Number |
| All | PT | Men | Number |
| All | FT | Women | Number |
| All | PT | Women | Number |

| | | | |
|-----|----|----------------|--------|
| All | FT | Another Gender | Number |
| All | PT | Another Gender | Number |
| All | FT | Unknown | Number |
| All | PT | Unknown | Number |

| | | | |
|-----|-----|-----|--------|
| All | All | All | Number |
| All | All | All | Number |
| All | All | All | Number |

| | | | |
|----------|-----|-----|--------|
| In-State | All | All | Number |
| In-State | All | All | Number |
| In-State | All | All | Number |

| | | | |
|--------------|-----|-----|--------|
| Out-of-State | All | All | Number |
| Out-of-State | All | All | Number |
| Out-of-State | All | All | Number |

| | | | |
|--------------|-----|-----|--------|
| Nonresident: | All | All | Number |
| Nonresident: | All | All | Number |
| Nonresident: | All | All | Number |

| | | | |
|---------|-----|-----|--------|
| Unknown | All | All | Number |
| Unknown | All | All | Number |
| Unknown | All | All | Number |

| | | | |
|-----|-----|-----|----|
| All | All | All | YN |
|-----|-----|-----|----|

| | | | |
|-----|-----|-----|--------|
| All | All | All | Number |
| All | All | All | Number |
| All | All | All | Number |

| | | | |
|-----|-----|-----|----|
| All | All | All | YN |
| All | All | All | YN |
| All | All | All | YN |

| | | | |
|-----|-----|-----|---|
| All | All | All | x |
| All | All | All | x |
| All | All | All | x |

| | | | |
|-----|-----|-----|---|
| All | All | All | x |
| All | All | All | x |
| All | All | All | x |

All All All x

All All All x

| | | | |
|-----|-----|-----|---|
| All | All | All | x |
|-----|-----|-----|---|

| | | | |
|-----|-----|-----|---|
| All | All | All | x |
|-----|-----|-----|---|

All All All Text

All All All Text

All All All Text

All All All Text

All All All Text

All All All Text

All All All Text

All All All Text

All All All Text

All All All Text

All All All Text

All All All Text

All All All Text

All All All Text

All All All Text

| | | | |
|-----|-----|-----|------|
| All | All | All | Text |
| All | All | All | Text |
| All | All | All | Text |

| | | | |
|-----|-----|-----|----|
| All | All | All | YN |
|-----|-----|-----|----|

| | | | |
|-----|-----|-----|------|
| All | All | All | Text |
| All | All | All | Text |
| All | All | All | Text |

| | | | |
|-----|-----|-----|----|
| All | All | All | YN |
|-----|-----|-----|----|

| | | | |
|-----|-----|-----|----|
| All | All | All | YN |
|-----|-----|-----|----|

| | | | |
|-----|-----|-----|----|
| All | All | All | YN |
|-----|-----|-----|----|

| | | | |
|-----|-----|-----|---|
| All | All | All | x |
| All | All | All | x |
| All | All | All | x |
| All | All | All | x |
| All | All | All | x |
| All | All | All | x |
| All | All | All | x |

| | | | |
|-----|-----|-----|------|
| All | All | All | Text |
|-----|-----|-----|------|

ents.

| | | | |
|-----|-----|-----|---|
| All | All | All | Whole Number or Round to Nearest Tenths |
| All | All | All | Whole Number or Round to Nearest Tenths |
| All | All | All | Number |
| All | All | All | Number |

| | | | |
|-----|-----|-----|---|
| All | All | All | Whole Number or Round to Nearest Tenths |
|-----|-----|-----|---|

[illegible]

| | | | |
|-----|-----|-----|----|
| All | All | All | YN |
|-----|-----|-----|----|

| | | | |
|-----|-----|-----|--------|
| All | All | All | Number |
|-----|-----|-----|--------|

| | | | |
|-----|-----|-----|----|
| All | All | All | YN |
|-----|-----|-----|----|

| | | | |
|-----|-----|-----|---|
| All | All | All | x |
| All | All | All | x |
| All | All | All | x |

| | | | |
|-----|-----|-----|----|
| All | All | All | YN |
|-----|-----|-----|----|

| | | | |
|-----|-----|-----|----|
| All | All | All | YN |
|-----|-----|-----|----|

| | | | |
|-----|-----|-----|----|
| All | All | All | YN |
| All | All | All | YN |

| | | | |
|-----|-----|-----|----|
| All | All | All | YN |
|-----|-----|-----|----|

| | | | |
|-----|-----|-----|-------|
| All | All | All | x |
| All | All | All | MM-DD |
| All | All | All | x |
| All | All | All | MM-DD |
| All | All | All | x |
| All | All | All | MM-DD |

| | | | |
|-----|-----|-----|-------|
| All | All | All | MM-DD |
| All | All | All | x |

| | | | |
|-----|-----|-----|--------|
| All | All | All | Number |
| All | All | All | x |
| All | All | All | MM-DD |

| | | | |
|-----|-----|-----|-------|
| All | All | All | MM-DD |
|-----|-----|-----|-------|

| | | | |
|-----|-----|-----|--------|
| All | All | All | Number |
|-----|-----|-----|--------|

| | | | |
|-----|-----|-----|---|
| All | All | All | x |
| All | All | All | x |
| All | All | All | x |

| | | | |
|-----|-----|-----|----|
| All | All | All | YN |
|-----|-----|-----|----|

| | | | |
|-----|-----|-----|------|
| All | All | All | Text |
|-----|-----|-----|------|

| | | | |
|-----|----|-----|----|
| All | FT | All | YN |
|-----|----|-----|----|

| | | | |
|-----|-----|-----|----|
| All | All | All | YN |
|-----|-----|-----|----|

| | | | |
|-----|-----|-----|-------|
| All | All | All | MM-DD |
| All | All | All | MM-DD |
| All | All | All | MM-DD |
| All | All | All | MM-DD |

| | | | |
|-----|-----|-----|--------|
| All | All | All | Number |
| All | All | All | Number |

| | | | |
|-----|-----|-----|------|
| All | All | All | Text |
|-----|-----|-----|------|

| | | | |
|-----|-----|-----|----|
| All | All | All | YN |
|-----|-----|-----|----|

| | | | |
|-----|-----|-----|-------|
| All | All | All | MM-DD |
| All | All | All | MM-DD |

| | | | |
|-----|-----|-----|----|
| All | All | All | YN |
|-----|-----|-----|----|

| Question | Answer |
|----------|--------------|
| | D. TR |

D1-D2: Fall Applicants

| D1 | Response 'Y' or 'N' |
|------|---|
| D101 | Does your institution enroll transfer students? (If no, please skip to Section E) Y |
| D102 | If yes, may transfer students earn advanced standing credit by transferring credits earned from course work completed at other colleges/universities? Y |

| D2 | Provide the number of students who applied, were admitted, and enrolled as degree-seeking transfer students in Fall 2024. If your institution collects and reports non-binary gender data, please use the "Another Gender" |
|----|---|
|----|---|

| | Transfer Admission Applicants | Total |
|------|-------------------------------|-------|
| D201 | Men | 359 |
| D202 | Women | 481 |
| D203 | Another Gender | 0 |
| D204 | Unknown | 0 |
| D205 | Total | 840 |

| | Transfer Admission Admitted | Total |
|------|-----------------------------|-------|
| D206 | Men | 357 |
| D207 | Women | 477 |
| D208 | Another Gender | 0 |
| D209 | Unknown | 0 |
| D210 | Total | 834 |

| | Transfer Admission Enrolled | Total |
|------|-----------------------------|-------|
| D211 | Men | 208 |
| D212 | Women | 277 |
| D213 | Another Gender | 0 |
| D214 | Unknown | 0 |

D3-D11: Application for Admission**D3**

Indicate terms for which transfers may enroll:

Response 'x'

| | | |
|------|--------|---|
| D301 | Fall | x |
| D302 | Winter | |
| D303 | Spring | x |
| D304 | Summer | x |

D4**Response 'Y' or 'N'**

Must a transfer applicant have a minimum number of credits completed or else must apply as an

| | | |
|------|------------------------------|---|
| D401 | entering first-year student? | y |
|------|------------------------------|---|

If yes, what is the minimum number of credits and the unit of measure?

Response Number and Unit Type

| | | |
|------|-----------|---------|
| D402 | Number | 17 |
| D403 | Unit Type | credits |

D5

Indicate all items required of transfer students to apply for admission:

Please select one of the following options:

Required of All
Recommended of All
Recommended of Some
Required of Some
Not Required

Requirements**Response Text**

| | | |
|------|--|-----------------|
| D501 | High school transcript | Required of All |
| D502 | College transcript(s) | Required of All |
| D503 | Essay or personal statement | Not Required |
| D504 | Interview | Not Required |
| D505 | Standardized test scores | Not Required |
| D506 | Statement of good standing from prior institution(s) | |

D6**GPA**

| | | |
|------|--|--|
| D601 | If a minimum high school grade point average is required of transfer applicants, specify (on a 4.0 scale): | |
|------|--|--|

| | | |
|----|--|-----|
| D7 | | GPA |
|----|--|-----|

| | | |
|------|--|-----|
| D701 | If a minimum college grade point average is required of transfer applicants, specify (on a 4.0 scale): | 2.0 |
|------|--|-----|

| | | |
|------|--|--------------------------------|
| D8 | | Response Text (no URLs please) |
| D801 | List any other application requirements specific to transfer applicants: | |

| | |
|----|---|
| D9 | List application priority, closing, notification, and candidate reply dates for transfer students. If applications are reviewed on a continuous or rolling basis, place a check mark in the "Rolling admission" column. |
|----|---|

| | Term | Priority Date |
|------|--------|---------------|
| D901 | Fall | |
| D902 | Winter | |
| D903 | Spring | |
| D904 | Summer | |

| | Term | Closing Date |
|------|--------|--------------|
| D905 | Fall | |
| D906 | Winter | |
| D907 | Spring | |
| D908 | Summer | |

| | Term | Notification Date |
|------|--------|-------------------|
| D909 | Fall | |
| D910 | Winter | |
| D911 | Spring | |
| D912 | Summer | |

| | Term | Reply Date |
|------|--------|------------|
| D913 | Fall | |
| D914 | Winter | |

D915 Spring
D916 Summer

| | Term | Rolling Admission |
|------|--------|-------------------|
| D917 | Fall | |
| D918 | Winter | |
| D919 | Spring | |
| D920 | Summer | |

| D10 | Response 'Y' or 'N' |
|---|---------------------|
| Does an open admission policy, if reported, apply to transfer students? | Y |

| D11 | Free Response (Please no URLs) |
|---|--------------------------------|
| Describe additional requirements for transfer admission, if applicable: | |

D12-D17: Transfer Credit Policies

| D12 | Response Text |
|---|---------------|
| Report the lowest grade earned for any course that may be transferred for credit: | |

| D13 | Maximum number of credits or courses that may be transferred from a two-year institution: | Response Number and Unit Type |
|-------|---|-------------------------------|
| D1301 | Number | 70 |
| D1302 | Unit Type | credits |

| D14 | Maximum number of credits or courses that may be transferred from a four-year institution: | Response Number and Unit Type |
|-------|--|-------------------------------|
| D1401 | Number | no limit |
| D1402 | Unit Type | credits |

| D15 | Min Credits |
|---|-------------|
| Minimum number of credits that transfers must complete at your institution to earn an associate degree: | |

| D16 | Min Credits |
|---|-------------|
| Minimum number of credits that transfers must complete at your institution to earn a bachelor's degree: | 32 |

| D17 | Free Response (Please no URLs) |
|--|--------------------------------|
| D1701 Describe other transfer credit policies: | |

D18-D22: Military Service Transfer Credit Policies

| D18 | Does your institution accept the following military/veteran transfer credits: | Response 'Y' or 'N' |
|-------|---|---------------------|
| D1801 | American Council on Education (ACE) | y |
| D1802 | College Level Examination Program (CLEP) | y |
| D1803 | DANTES Subject Standardized Tests (DSST) | y |

| D19 | Maximum number of credits or courses that may be transferred based on military education evaluated by the American Council on Education (ACE): | Response |
|-------|--|--------------------------------------|
| D1901 | | Number varies by degree level & type |
| D1902 | | Unit Type credits |

| D20 | Maximum number of credits or courses that may be transferred based on Department of Defense supported prior learning assessments (College Level Examination Program (CLEP) or DANTES Subject Standardized Tests (DSST)): | Response |
|-------|--|--------------------------------------|
| D2001 | | Number varies by degree level & type |
| D2002 | | Unit Type credits |

| D21 | Response 'Y' or 'N' |
|--|---|
| Are the military/veteran credit transfer policies published on your website? | y |
| | Response URL |
| If yes, please provide the URL where the policy can be located: | https://coursecat.isu.edu/undergraduate/underg |

D22

Describe other military/veteran transfer credit

D2202 policies unique to your institution:

Response Text

| Section | Sub-Section | Category | Student Gr Cohort | Residency | Unit load | Gender |
|--------------------|--------------|----------|-------------------|-----------|-----------|------------|
| TRANSFER ADMISSION | | | | | | |
| | | | | | | |
| | | | | | | |
| Transfer Admission | Fall Applicæ | All | Undergrad | Transfer | All | All |
| | | | | | | |
| Transfer Admission | Fall Applicæ | All | Undergrad | Transfer | All | All |
| | | | | | | |
| | | | | | | |
| Transfer Admission | Fall Applicæ | Applied | Undergrad | Transfer | All | Men |
| Transfer Admission | Fall Applicæ | Applied | Undergrad | Transfer | All | Women |
| Transfer Admission | Fall Applicæ | Applied | Undergrad | Transfer | All | Another Ge |
| Transfer Admission | Fall Applicæ | Applied | Undergrad | Transfer | All | Unknown |
| Transfer Admission | Fall Applicæ | Applied | Undergrad | Transfer | All | All |
| | | | | | | |
| Transfer Admission | Fall Applicæ | Admitted | Undergrad | Transfer | All | Men |
| Transfer Admission | Fall Applicæ | Admitted | Undergrad | Transfer | All | Women |
| Transfer Admission | Fall Applicæ | Admitted | Undergrad | Transfer | All | Another Ge |
| Transfer Admission | Fall Applicæ | Admitted | Undergrad | Transfer | All | Unknown |
| Transfer Admission | Fall Applicæ | Admitted | Undergrad | Transfer | All | All |
| | | | | | | |
| Transfer Admission | Fall Applicæ | Enrolled | Undergrad | Transfer | All | Men |
| Transfer Admission | Fall Applicæ | Enrolled | Undergrad | Transfer | All | Women |
| Transfer Admission | Fall Applicæ | Enrolled | Undergrad | Transfer | All | Another Ge |
| Transfer Admission | Fall Applicæ | Enrolled | Undergrad | Transfer | All | Unknown |

Transfer Admission Application Requirements Undergraduate Transfer All All All

Transfer Admission Application Requirements Undergraduate Transfer All All All

Transfer Admission Application Requirements Undergraduate Transfer All All All

Transfer Admission Application Dates Undergraduate Transfer All All All

Transfer Admission Application Dates Undergraduate Transfer All All All

Transfer Admission Application Dates Undergraduate Transfer All All All

Transfer Admission Application Dates Undergraduate Transfer All All All

Transfer Admission Application Dates Undergraduate Transfer All All All

Transfer Admission Application Dates Undergraduate Transfer All All All

Transfer Admission Application Dates Undergraduate Transfer All All All

Transfer Admission Application Dates Undergraduate Transfer All All All

Transfer Admission Application Dates Undergraduate Transfer All All All

Transfer Admission Application Dates Undergraduate Transfer All All All

Transfer Admission Application Dates Undergraduate Transfer All All All

Transfer Admission Application Dates Undergraduate Transfer All All All

Transfer Admission Application Dates Undergraduate Transfer All All All

Transfer Admission Application Dates Undergraduate Transfer All All All

| | | | | | |
|--------------------|-------------------|--------------------|-----|-----|-----|
| Transfer Admission | Application Dates | Undergrad Transfer | All | All | All |
| Transfer Admission | Application Dates | Undergrad Transfer | All | All | All |

| | | | | | |
|--------------------|-------------------|--------------------|-----|-----|-----|
| Transfer Admission | Application Dates | Undergrad Transfer | All | All | All |
| Transfer Admission | Application Dates | Undergrad Transfer | All | All | All |
| Transfer Admission | Application Dates | Undergrad Transfer | All | All | All |
| Transfer Admission | Application Dates | Undergrad Transfer | All | All | All |

| | | | | | |
|--------------------|--------------------------|--------------------|-----|-----|-----|
| Transfer Admission | Application Requirements | Undergrad Transfer | All | All | All |
|--------------------|--------------------------|--------------------|-----|-----|-----|

| | | | | | |
|--------------------|--------------------------|--------------------|-----|-----|-----|
| Transfer Admission | Application Requirements | Undergrad Transfer | All | All | All |
|--------------------|--------------------------|--------------------|-----|-----|-----|

| | | | | | |
|--------------------|-----------------------|--------------------|-----|-----|-----|
| Transfer Admission | Transfer Cr Min Grade | Undergrad Transfer | All | All | All |
|--------------------|-----------------------|--------------------|-----|-----|-----|

| | | | | | |
|--------------------|-------------------------|--------------------|-----|-----|-----|
| Transfer Admission | Transfer Cr Max Credits | Undergrad Transfer | All | All | All |
| Transfer Admission | Transfer Cr Max Credits | Undergrad Transfer | All | All | All |

| | | | | | |
|--------------------|-------------------------|--------------------|-----|-----|-----|
| Transfer Admission | Transfer Cr Max Credits | Undergrad Transfer | All | All | All |
| Transfer Admission | Transfer Cr Max Credits | Undergrad Transfer | All | All | All |

| | | | | | |
|--------------------|-------------------------|--------------------|-----|-----|-----|
| Transfer Admission | Transfer Cr Min Credits | Undergrad Transfer | All | All | All |
|--------------------|-------------------------|--------------------|-----|-----|-----|

| | | | | | |
|--------------------|-----------------------------------|----------|-----|-----|-----|
| Transfer Admission | Transfer Cr Min Credits Undergrad | Transfer | All | All | All |
|--------------------|-----------------------------------|----------|-----|-----|-----|

| | | | | | |
|--------------------|----------------------------------|----------|-----|-----|-----|
| Transfer Admission | Transfer Cr Other Cred Undergrad | Transfer | All | All | All |
|--------------------|----------------------------------|----------|-----|-----|-----|

| | | | | | |
|--------------------|------------------------------------|----------|-----|-----|-----|
| Transfer Admission | Transfer Cr Military Ser Undergrad | Transfer | All | All | All |
| Transfer Admission | Transfer Cr Military Ser Undergrad | Transfer | All | All | All |
| Transfer Admission | Transfer Cr Military Ser Undergrad | Transfer | All | All | All |

| | | | | | |
|--------------------|----------------------------------|----------|-----|-----|-----|
| Transfer Admission | Transfer Cr ACE Evalua Undergrad | Transfer | All | All | All |
| Transfer Admission | Transfer Cr ACE Evalua Undergrad | Transfer | All | All | All |

| | | | | | |
|--------------------|---------------------------------|----------|-----|-----|-----|
| Transfer Admission | Transfer Cr DoD Suppo Undergrad | Transfer | All | All | All |
| Transfer Admission | Transfer Cr DoD Suppo Undergrad | Transfer | All | All | All |

| | | | | | |
|--------------------|------------------------------------|----------|-----|-----|-----|
| Transfer Admission | Transfer Cr Military Ser Undergrad | Transfer | All | All | All |
|--------------------|------------------------------------|----------|-----|-----|-----|

| | | | | | |
|--------------------|------------------------------------|----------|-----|-----|-----|
| Transfer Admission | Transfer Cr Military Ser Undergrad | Transfer | All | All | All |
|--------------------|------------------------------------|----------|-----|-----|-----|

Transfer Admission Transfer Cr Military Ser Undergrad Transfer All All All

Value type



YN

YN

- Number
- Number
- Number
- Number
- Number

- Number
- Number
- Number
- Number
- Number

- Number
- Number
- Number
- Number

Number

x

x

x

x

YN

Number

Unit Type

Text

Text

Text

Text

Text

Text

Round to Nearest Hundredths

Round to Nearest Hundredths

Text

MM-DD
MM-DD
MM-DD
MM-DD

MM-DD
MM-DD
MM-DD
MM-DD

MM-DD
MM-DD
MM-DD
MM-DD

MM-DD
MM-DD

MM-DD
MM-DD

MM-DD
MM-DD
MM-DD
MM-DD

YN

Text

Text

Number
Unit Type

Number
Unit Type

Number

Number

Text

YN

YN

YN

Number

Unit Type

Number

Unit Type

YN

URL

Text

| Question | Question | Answer | Section |
|----------|----------|--------|------------------------------|
| | | | E. ACADEMIC OFFERINGS |

| | |
|-----------|---|
| E1 | Special study options: Identify those programs available at your institution. Refer to the glossary for definitions. |
|-----------|---|

| | | Response 'x' | |
|------|--|---------------|------------|
| E101 | Accelerated program | x | Academic C |
| E102 | Comprehensive transition and postsecondary program for students with intellectual disabilities | x | Academic C |
| E103 | Cross-registration | x | Academic C |
| E104 | Distance learning | x | Academic C |
| E105 | Double major | x | Academic C |
| E106 | Dual enrollment | x | Academic C |
| E107 | English as a Second Language (ESL) | x | Academic C |
| E108 | Exchange student program (domestic) | x | Academic C |
| E109 | External degree program | | Academic C |
| E110 | Honors Program | x | Academic C |
| E111 | Independent study | x | Academic C |
| E112 | Internships | x | Academic C |
| E113 | Liberal arts/career combination | x | Academic C |
| E114 | Student-designed major | x | Academic C |
| E115 | Study abroad | x | Academic C |
| E116 | Teacher certification program | x | Academic C |
| E117 | Undergraduate Research | x | Academic C |
| E118 | Weekend college | x | Academic C |
| | | Response Text | |
| E119 | Other (specify): | | Academic C |

| | |
|-----------|---------------------------------------|
| E2 | Has been removed from the CDS. |
|-----------|---------------------------------------|

| | |
|-----------|--|
| E3 | Areas in which all or most students are required to complete some course work prior to graduation |
|-----------|--|

| | | Response 'x' | |
|------|----------------|--------------|------------|
| E301 | Arts/fine arts | x | Academic C |

| | | | |
|------|-----------------------------------|------------------------------|------------|
| E302 | Computer literacy | | Academic C |
| E303 | English (including composition) | x | Academic C |
| E304 | Foreign languages | x | Academic C |
| E305 | History | x | Academic C |
| E306 | Physical Education | x | Academic C |
| E307 | Humanities | x | Academic C |
| E308 | Intensive writing | x | Academic C |
| E309 | Mathematics | x | Academic C |
| E310 | Philosophy | x | Academic C |
| E311 | Sciences (biological or physical) | x | Academic C |
| E312 | Social science | x | Academic C |
| | | Response Text | |
| E313 | Other (describe): | Physical Ed, Speech Comm, Tr | Academic C |

| Sub-Section | Category | Student Gr | Cohort | Residency | Unit load | Gender | Value type |
|------------------|----------|------------|--------|-----------|-----------|--------|------------|
| NGS AND POLICIES | | | | | | | |

ury for definitions.

| | | | | | | |
|-----------------|-----|-----|-----|-----|-----|------|
| Special Stu All | All | All | All | All | All | x |
| Special Stu All | All | All | All | All | All | x |
| Special Stu All | All | All | All | All | All | x |
| Special Stu All | All | All | All | All | All | x |
| Special Stu All | All | All | All | All | All | x |
| Special Stu All | All | All | All | All | All | x |
| Special Stu All | All | All | All | All | All | x |
| Special Stu All | All | All | All | All | All | x |
| Special Stu All | All | All | All | All | All | x |
| Special Stu All | All | All | All | All | All | x |
| Special Stu All | All | All | All | All | All | x |
| Special Stu All | All | All | All | All | All | x |
| Special Stu All | All | All | All | All | All | x |
| Special Stu All | All | All | All | All | All | x |
| Special Stu All | All | All | All | All | All | x |
| Special Stu All | All | All | All | All | All | x |
| Special Stu All | All | All | All | All | All | x |
| Special Stu All | All | All | All | All | All | x |
| Special Stu All | All | All | All | All | All | x |
| Special Stu All | All | All | All | All | All | Text |

duation:

| | | | | | | |
|----------------|-----|-----|-----|-----|-----|---|
| Required C All | All | All | All | All | All | x |
|----------------|-----|-----|-----|-----|-----|---|

[illegible]

| Question N | Question | Answer | Section |
|------------|----------|--------|------------------------|
| | | | F. STUDENT LIFE |

| | |
|-----------|--|
| F1 | Percentages of first-time, first-year degree-seeking students and degree-seeking undergraduates enrolling |
|-----------|--|

| | First-time, first-year students | Percent |
|------|---|---------------------|
| | Percent who are from out of state (exclude international/nonresidents from the numerator and denominator) | |
| F101 | | 8.80% Student Life |
| F102 | Percent of men who join fraternities | 0% Student Life |
| F103 | Percent of women who join sororities | 0% Student Life |
| F104 | Percent who live in college-owned, -operated, or -affiliated housing | 30.00% Student Life |
| F105 | Percent who live off campus or commute | 70.00% Student Life |
| F106 | Percent of students age 25 and older | 0.03% Student Life |

| | Average | |
|------|---|--------------|
| F107 | Average age of full-time students | Student Life |
| F108 | Average age of all students (full- and part-time) | Student Life |

| | Undergraduates | Percent |
|------|---|---------------------|
| | Percent who are from out of state (exclude international/nonresidents from the numerator and denominator) | |
| F109 | | 9.70% Student Life |
| F110 | Percent of men who join fraternities | 0% Student Life |
| F111 | Percent of women who join sororities | 0% Student Life |
| F112 | Percent who live in college-owned, -operated, or -affiliated housing | 14.86% Student Life |
| F113 | Percent who live off campus or commute | 85.14% Student Life |
| F114 | Percent of students age 25 and older | 11.49% Student Life |

| | Average | |
|------|---|-----------------|
| F115 | Average age of full-time students | 22 Student Life |
| F116 | Average age of all students (full- and part-time) | 24 Student Life |

| | |
|-----------|---------------------------|
| F2 | Activities Offered |
|-----------|---------------------------|

| | | Response 'x' | |
|------|------------------------------------|--------------|--------------|
| F201 | Campus Ministries | x | Student Life |
| F202 | Choral groups | x | Student Life |
| F203 | Concert band | | Student Life |
| F204 | Dance | x | Student Life |
| F205 | Drama/theater | x | Student Life |
| F206 | International Student Organization | | Student Life |
| F207 | Jazz band | x | Student Life |
| F208 | Literary magazine | | Student Life |
| F209 | Marching band | x | Student Life |
| F210 | Model UN | | Student Life |
| F211 | Music ensembles | x | Student Life |
| F212 | Musical theater | x | Student Life |
| F213 | Opera | x | Student Life |
| F214 | Pep band | x | Student Life |
| F215 | Radio station | x | Student Life |
| F216 | Student government | x | Student Life |
| F217 | Student newspaper | x | Student Life |
| F218 | Student-run film society | | Student Life |
| F219 | Symphony orchestra | x | Student Life |
| F220 | Television station | x | Student Life |
| F221 | Yearbook | x | Student Life |

| | |
|-----------|--|
| F3 | ROTC (program offered in cooperation with Reserve Officers' Training Corps) |
|-----------|--|

| Programs: Army ROTC is offered | | Response 'x' | |
|---------------------------------|---------------------------------|---------------|--------------|
| F301 | On Campus | x | Student Life |
| F302 | At Cooperating Institution | | Student Life |
| | | Response Text | |
| F303 | Name of Cooperating Institution | | Student Life |
| Programs: Naval ROTC is offered | | Response 'x' | |
| F304 | Marine Option (for Naval ROTC) | | Student Life |
| F305 | On Campus | | Student Life |
| F306 | At Cooperating Institution | | Student Life |

| | | | |
|------|--|----------------------|--------------|
| | | Response Text | |
| F307 | Name of Cooperating Institution | | Student Life |
| | Programs: Air Force ROTC is offered | Response 'x' | |
| F308 | On Campus | | Student Life |
| F309 | At Cooperating Institution | | Student Life |
| | | Response Text | |
| F310 | Name of Cooperating Institution | | Student Life |

| | |
|-----------|---|
| F4 | Housing: Check all types of college-owned, -operated, or -affiliated housing available for undergraduate |
|-----------|---|

| | | | |
|------|--|----------------------|--------------|
| | | Response 'x' | |
| F401 | Coed dorms | x | Student Life |
| F402 | Men's dorms | x | Student Life |
| F403 | Women's dorms | x | Student Life |
| F404 | Apartments for married students | x | Student Life |
| F405 | Apartments for single students | x | Student Life |
| F406 | Special housing for disabled students | | Student Life |
| F407 | Special housing for international students | | Student Life |
| F408 | Fraternity/sorority housing | x | Student Life |
| F409 | Cooperative housing | | Student Life |
| F410 | Theme housing | | Student Life |
| F411 | Wellness housing | x | Student Life |
| F412 | Living Learning Communities | | Student Life |
| | | Response Text | |
| F413 | Other housing options (specify): | | Student Life |

| Sub-Section | Category | Student Gr Cohort | Residency | Unit load | Gender | Value type |
|-------------|----------|-------------------|-----------|-----------|--------|------------|
| FE | | | | | | |

rolled in Fall 2024 who fit the following categories:

| | | | |
|--|-----|-----|-----------------------|
| Percent Paid Degree-Seek Undergraduate First-time, 1All | All | All | Nearest 1% |
| Percent Paid Degree-Seek Undergraduate First-time, 1All | All | All | Nearest 1% |
| Percent Paid Degree-Seek Undergraduate First-time, 1All | All | All | Nearest 1% |
| Percent Paid Degree-Seek Undergraduate First-time, 1All | All | All | Nearest 1% |
| Percent Paid Degree-Seek Undergraduate First-time, 1All | All | All | Nearest 1% |
| Percent Paid Degree-Seek Undergraduate First-time, 1All | All | All | Nearest 1% |
| Average Age Degree-Seek Undergraduate First-time, 1All | All | All | Whole Number or Round |
| Average Age Degree-Seek Undergraduate First-time, 1All | All | All | Whole Number or Round |
| Percent Paid Degree-Seek Undergraduate Undergraduate All | All | All | Nearest 1% |
| Percent Paid Degree-Seek Undergraduate Undergraduate All | All | All | Nearest 1% |
| Percent Paid Degree-Seek Undergraduate Undergraduate All | All | All | Nearest 1% |
| Percent Paid Degree-Seek Undergraduate Undergraduate All | All | All | Nearest 1% |
| Percent Paid Degree-Seek Undergraduate Undergraduate All | All | All | Nearest 1% |
| Percent Paid Degree-Seek Undergraduate Undergraduate All | All | All | Nearest 1% |
| Average Age Degree-Seek Undergraduate Undergraduate All | All | All | Whole Number or Round |
| Average Age Degree-Seek Undergraduate Undergraduate All | All | All | Whole Number or Round |

| | | | | | | |
|------------------|-----|-----|-----|-----|-----|---|
| Activities O All | All | All | All | All | All | x |
| Activities O All | All | All | All | All | All | x |
| Activities O All | All | All | All | All | All | x |
| Activities O All | All | All | All | All | All | x |
| Activities O All | All | All | All | All | All | x |
| Activities O All | All | All | All | All | All | x |
| Activities O All | All | All | All | All | All | x |
| Activities O All | All | All | All | All | All | x |
| Activities O All | All | All | All | All | All | x |
| Activities O All | All | All | All | All | All | x |
| Activities O All | All | All | All | All | All | x |
| Activities O All | All | All | All | All | All | x |
| Activities O All | All | All | All | All | All | x |
| Activities O All | All | All | All | All | All | x |
| Activities O All | All | All | All | All | All | x |
| Activities O All | All | All | All | All | All | x |
| Activities O All | All | All | All | All | All | x |
| Activities O All | All | All | All | All | All | x |
| Activities O All | All | All | All | All | All | x |
| Activities O All | All | All | All | All | All | x |
| Activities O All | All | All | All | All | All | x |

| | | | | | | | |
|------|------|-----|-----|-----|-----|-----|------|
| ROTC | Army | All | All | All | All | All | x |
| ROTC | Army | All | All | All | All | All | x |
| ROTC | Army | All | All | All | All | All | Text |
| ROTC | Army | All | All | All | All | All | x |
| ROTC | Army | All | All | All | All | All | x |
| ROTC | Army | All | All | All | All | All | x |

| | | | | | | | |
|------|------|-----|-----|-----|-----|-----|------|
| ROTC | Army | All | All | All | All | All | Text |
| ROTC | Army | All | All | All | All | All | x |
| ROTC | Army | All | All | All | All | All | x |
| ROTC | Army | All | All | All | All | All | Text |

[illegible]

id to Nearest Tenths

id to Nearest Tenths

id to Nearest Tenths

id to Nearest Tenths

| Question | Question | Answer | Section | Sub-Section |
|----------|----------|--------|---------------------------|-------------|
| | | | G. ANNUAL EXPENSES | |

| | | | | |
|-----------|---|-------------------------------|------------------------|--|
| G0 | | | | |
| | | URL | | |
| G001 | Please provide the URL of your institution's net price calculator: | www.isu.edu/finaid/netpriceca | Annual Exp Information | |
| | | Response 'x' | | |
| G002 | If your institution's 2025-2026 academic year costs of attendance are not available at this time please respond. | x | Annual Exp Information | |
| | | Date | | |
| G003 | Please provide an approximate date (i.e., month/day) when your institution's final 2025-2026 academic year costs of attendance will be available: | | Annual Exp Information | |

| | | | | |
|-----------|--|--|--|--|
| G1 | Undergraduate full-time tuition, required fees, food and housing List the typical tuition, required fees, and food and housing for a full-time undergraduate student for the FU institutions that derive annual tuition by multiplying credit hour cost by number of credits). <ul style="list-style-type: none"> • A full academic year refers to the period of time generally extending from September to June; usually eq or the period covered by a four-one-four plan. • Food and housing is defined as double occupancy and 19 meals per week or the maximum meal plan. y • Required fees include only charges that all full-time students must pay that are not included in tuition (e.g., registration, health, or activity fees.) • Do not include optional fees (e.g., parking, laboratory use). | | | |
|-----------|--|--|--|--|

| | | | |
|------|---|----------------------|-------------------------|
| | Private Institutions: First-Year | Tuition in \$ | |
| G101 | Tuition | | Annual Exp Private Tuit |

| | | | |
|------|---|----------------------|-------------------------|
| | Private Institutions: Undergraduates | Tuition in \$ | |
| G102 | Tuition | | Annual Exp Private Tuit |

| | | | |
|------|--|----------------------|-------------------------|
| | Public Institutions: First-Year | Tuition in \$ | |
| G103 | Tuition: In-district | \$8,610 | Annual Exp Public Tuiti |
| G104 | Tuition: In-state (out-of-district): | \$8,610 | Annual Exp Public Tuiti |
| G105 | Tuition: Out-of-state: | \$27,720 | Annual Exp Public Tuiti |
| G106 | Tuition: Non-resident | \$27,720 | Annual Exp Public Tuiti |

| | | | |
|------|--|----------------------|-------------------------|
| | Public Institutions: First-Year | Tuition in \$ | |
| G107 | Tuition: In-district | \$8,610 | Annual Exp Public Tuiti |

| | | |
|------|--------------------------------------|----------------------------------|
| G108 | Tuition: In-state (out-of-district): | \$8,610 Annual Exp Public Tuiti |
| G109 | Tuition: Out-of-state: | \$27,720 Annual Exp Public Tuiti |
| G110 | Tuition: Non-resident | \$27,720 Annual Exp Public Tuiti |

| For All Institutions: First-Year | | Expenses in \$ |
|----------------------------------|----------------------------------|----------------------------------|
| G111 | Required Fees: | \$2,506 Annual Exp All Instituti |
| G112 | Food and housing (on-campus): | \$7,200 Annual Exp All Instituti |
| G113 | Housing Only (on-campus): | \$3,280 Annual Exp All Instituti |
| G114 | Food Only (on-campus meal plan): | \$3,920 Annual Exp All Instituti |

| For All Institutions: Undergraduates | | Expenses in \$ |
|--------------------------------------|----------------------------------|----------------------------------|
| G115 | Required Fees: | \$2,506 Annual Exp All Instituti |
| G116 | Food and housing (on-campus): | \$7,200 Annual Exp All Instituti |
| G117 | Housing Only (on-campus): | \$3,280 Annual Exp All Instituti |
| G118 | Food Only (on-campus meal plan): | \$3,920 Annual Exp All Instituti |

| | | Expenses in \$ |
|------|---|----------------------|
| G119 | Comprehensive tuition and food and housing fee (if your college cannot provide separate tuition and food and housing fees): | Annual Exp Compreher |

| | | Expenses in \$ |
|------|--------|----------------------|
| G120 | Other: | Annual Exp Compreher |

| G2 | Number of credits per term a student can take for the stated full-time tuition. | Credits |
|------|---|---------------------------|
| G201 | Minimum | 12 Annual Exp Credits per |
| G202 | Maximum | Annual Exp Credits per |

| G3 | | Response 'Y' or 'N' |
|------|--|---------------------------|
| G301 | Do tuition and fees vary by year of study (e.g., sophomore, junior, senior)? | y Annual Exp Tuition Poli |

| G4 | | Response 'Y' or 'N' |
|------|--|---------------------------|
| G401 | Do tuition and fees vary by undergraduate instructional program? | n Annual Exp Tuition Poli |
| | | Percent |

| | | |
|------|--|-------------------------------|
| G402 | If yes, what percentage of full-time undergraduates pay more than the tuition and fees reported in G1? | 0.00% Annual Exp Tuition Poli |
|------|--|-------------------------------|

| | |
|-----------|---|
| G5 | Provide the estimated expenses for a typical full-time undergraduate student: * If your college cannot provide separate food and housing figures for commuters not living at home |
|-----------|---|

| | Residents | Expenses in \$ | |
|------|---------------------|-----------------------|------------------------|
| G501 | Books and supplies: | \$1,000 | Annual Exp Estimated f |
| G502 | Transportation: | | Annual Exp Estimated f |
| G503 | Other expenses: | | Annual Exp Estimated f |

| | Commuters (living at home) | Expenses in \$ | |
|------|-----------------------------------|-----------------------|------------------------|
| G504 | Books and supplies: | \$1,000 | Annual Exp Estimated f |
| G505 | Food only: | | Annual Exp Estimated f |
| G506 | Transportation | | Annual Exp Estimated f |
| G507 | Other expenses: | | Annual Exp Estimated f |

| | Commuters (not living at home) | Expenses in \$ | |
|------|---------------------------------------|-----------------------|------------------------|
| G508 | Books and supplies: | \$1,000 | Annual Exp Estimated f |
| G509 | Housing only: | | Annual Exp Estimated f |
| G510 | Food only: | | Annual Exp Estimated f |
| G511 | Food and housing total* | | Annual Exp Estimated f |
| G512 | Transportation: | | Annual Exp Estimated f |
| G513 | Other expenses: | | Annual Exp Estimated f |

| | |
|-----------|--|
| G6 | Undergraduate per-credit-hour charges (tuition only): |
|-----------|--|

| | | Expenses in \$ | |
|------|-----------------------------|-----------------------|------------------------------|
| G601 | PRIVATE INSTITUTIONS: | na | Annual Exp Per-Credit- |
| G602 | PUBLIC INSTITUTIONS: | | \$352 Annual Exp Per-Credit- |
| G603 | In-district: | na | Annual Exp Per-Credit- |
| G604 | In-state (out-of-district): | na | Annual Exp Per-Credit- |
| G605 | Out-of-state: | | \$952 Annual Exp Per-Credit- |
| G606 | NONRESIDENTS: | | \$952 Annual Exp Per-Credit- |

| Category | Student Gr | Cohort | Residency | Unit load | Gender | Value type |
|----------|------------|--------|-----------|-----------|--------|------------|
| | | | | | | |

| | | | | | | |
|-----|-----|-----|-----|-----|-----|-----|
| All | All | All | All | All | All | URL |
|-----|-----|-----|-----|-----|-----|-----|

| | | | | | | |
|-----|-----|-----|-----|-----|-----|---|
| All | All | All | All | All | All | x |
|-----|-----|-----|-----|-----|-----|---|

| | | | | | | |
|-----|-----|-----|-----|-----|-----|-------|
| All | All | All | All | All | All | MM-DD |
|-----|-----|-----|-----|-----|-----|-------|

ILL 2025-2026 academic year. (30 semester hours or 45 quarter hours for

uated to two semesters, two trimesters, three quarters,

/ number of credits).

| | | | | | | |
|-----------|-----------|------------|-----|-----|-----|-------------|
| Full-Time | Undergrad | First-year | All | All | All | Nearest \$1 |
|-----------|-----------|------------|-----|-----|-----|-------------|

| | | | | | | |
|-----------|-----------|-----------|-----|-----|-----|-------------|
| Full-Time | Undergrad | Undergrad | All | All | All | Nearest \$1 |
|-----------|-----------|-----------|-----|-----|-----|-------------|

| | | | | | | |
|-----------|-----------|------------|-----|-----|-----|-------------|
| Full-Time | Undergrad | First-year | All | All | All | Nearest \$1 |
| Full-Time | Undergrad | First-year | All | All | All | Nearest \$1 |
| Full-Time | Undergrad | First-year | All | All | All | Nearest \$1 |
| Full-Time | Undergrad | First-year | All | All | All | Nearest \$1 |

| | | | | | | |
|-----------|-----------|-----------|-----|-----|-----|-------------|
| Full-Time | Undergrad | Undergrad | All | All | All | Nearest \$1 |
|-----------|-----------|-----------|-----|-----|-----|-------------|

| | | | | | | |
|-----------|---------------|---------------|-----|-----|-----|-------------|
| Full-Time | Undergraduate | Undergraduate | All | All | All | Nearest \$1 |
| Full-Time | Undergraduate | Undergraduate | All | All | All | Nearest \$1 |
| Full-Time | Undergraduate | Undergraduate | All | All | All | Nearest \$1 |
| Full-Time | Undergraduate | First-year | All | All | All | Nearest \$1 |
| Full-Time | Undergraduate | First-year | All | All | All | Nearest \$1 |
| Full-Time | Undergraduate | First-year | All | All | All | Nearest \$1 |
| Full-Time | Undergraduate | First-year | All | All | All | Nearest \$1 |
| Full-Time | Undergraduate | Undergraduate | All | All | All | Nearest \$1 |
| Full-Time | Undergraduate | Undergraduate | All | All | All | Nearest \$1 |
| Full-Time | Undergraduate | Undergraduate | All | All | All | Nearest \$1 |
| Full-Time | Undergraduate | Undergraduate | All | All | All | Nearest \$1 |
| Full-Time | Undergraduate | All | All | All | All | Nearest \$1 |
| Full-Time | Undergraduate | All | All | All | All | Nearest \$1 |
| Full-Time | Undergraduate | All | All | All | All | Number |
| Full-Time | Undergraduate | All | All | All | All | Number |
| All | All | All | All | All | All | YN |
| All | All | All | All | All | All | YN |
| All | All | All | All | All | All | Nearest 1% |

| | | | | | |
|-----------|---------------------|-----|-----|-----|-------------|
| Full-Time | Undergrad Residents | All | All | All | Nearest \$1 |
| Full-Time | Undergrad Residents | All | All | All | Nearest \$1 |
| Full-Time | Undergrad Residents | All | All | All | Nearest \$1 |

| | | | | |
|-----------|-------------------------|-----|-----|-------------|
| Full-Time | Undergrad Commuter: All | All | All | Nearest \$1 |
| Full-Time | Undergrad Commuter: All | All | All | Nearest \$1 |
| Full-Time | Undergrad Commuter: All | All | All | Nearest \$1 |
| Full-Time | Undergrad Commuter: All | All | All | Nearest \$1 |

[illegible][illegible]

Please refer to the following financial aid definitions when completing

Awarded aid: The dollar amounts offered to financial aid applicants

Financial aid applicant: Any applicant who submits any one of the instit

Indebtedness: Aggregate dollar amount borrowed through any loan prog
Student loans co-signed by a parent are assumed to be the responsibility

Institutional scholarships and grants: Endowed scholarships, annual gi

Financial need: As determined by your institution using the federal meth

Need-based aid: College-funded or college-administered award from in
institutional student aid (grants, jobs, and loans).

Need-based scholarship or grant aid: Scholarships and grants from insi

Need-based self-help aid: Loans and jobs from institutional, state, fede

Non-need-based scholarship or grant aid: Scholarships and grants, gift
awarded solely on the basis of academic achievement, merit, or any oth
need-based aid.

Note: Suggested order of precedence for counting non-need money as

- | | |
|----------------------------------|------------------------|
| 1. Non-need institutional grants | 6. Non-need outside g |
| 2. Non-need tuition waivers | 7. Non-need student lc |
| 3. Non-need athletic awards | 8. Non-need parent lo: |
| 4. Non-need federal grants | 9. Non-need work |
| 5. Non-need state grants | |

Non-need-based self-help aid: Loans and jobs from institutional, state,

Private student loans: A nonfederal loan made by a lender such as a bar

External scholarships and grants: Scholarships and grants received fro
paperwork to receive the dollars, but it has no role in determining the rec

Work study and employment: Federal and state work study aid, and any

Aid Awarded to Enrolled Undergraduates

H1

Enter total dollar amounts **awarded** to enrolled full-time and less than full-time students in the following categories.

- If the data being reported are final figures for the 2023-2024 academic year, use the 2023-2024 academic year's CDS Question B1 cohort.
- Include aid awarded to international students (i.e., those not qualifying for federal aid).
- Aid that is non-need-based but that was used to meet need should be reported in the need-based column.
- For a suggested order of precedence in assigning categories of aid to need-based scholarship or grant aid” on the last page of the definition of need-based aid.

Indicate the academic year for which data are reported for **items H1, H2, H2A, and H6** below:

2024-2025

H102

2023-2024 **Final**

Which needs-analysis methodology does your institution use in awarding institutional aid?
(Formerly H3)

H103

Federal methodology (FM)

H104

Institutional methodology (IM)

H105

Both FM and IM

Aid Awarded

Need-based (Include non-need-based aid use to meet need.)

Scholarships/Grants

H106

Federal

H107

State all states, not only the state in which your institution is located

Institutional: Endowed scholarships, annual gifts and tuition funded grants, awarded by the college, excluding athletic aid and tuition

H108

waivers (which are reported below).

H109 **Scholarships/grants** from external sources (e.g. Kiwanis, National Merit) not awarded by the college

H110 **Total Scholarships/Grants**

Self-Help

H111 Student loans from all sources (excluding parent loans)

H112 Federal Work-Study

H113 State and other (e.g., institutional) work-study/employment (Note: Excludes Federal Work-Study captured above.)

H114 **Total Self-Help**

H115 **Parent Loans**

Tuition Waivers

H116 Note: Reporting is optional. Report tuition waivers in this row if you choose to report them. Do not report tuition waivers elsewhere.

H117 **Athletic Awards**

Non-need-based (Exclude non-need-based aid use to meet need.)

Scholarships/Grants

H118 **Federal**

H119 **State** all states, not only the state in which your institution is located
Institutional: Endowed scholarships, annual gifts and tuition funded grants, awarded by the college, excluding athletic aid and tuition waivers (which are reported below).

H120 **Scholarships/grants** from external sources (e.g. Kiwanis, National Merit) not awarded by the college

H121 **Total Scholarships/Grants**

Self-Help

H122 Student loans from all sources (excluding parent loans)

H123 Federal Work-Study

H124 State and other (e.g., institutional) work-study/employment (Note: Excludes Federal Work-Study captured above.)

H125 **Total Self-Help**

H126 **Parent Loans**

Tuition Waivers

H127 Note: Reporting is optional. Report tuition waivers in this row if you choose to report them. Do not report tuition waivers elsewhere.

H128 **Athletic Awards**

H2

Number of Enrolled Students Awarded Aid: List the number of degree-

- **Aid that is non-need-based but that was used to meet need should be based aid.**
- Numbers should reflect the cohort awarded the dollars reported in H
- In the chart below, students may be counted in more than one row, a should also be counted as full-time undergraduates.

Number of Enrolled Students Awarded Aid

First-time, Full-time, First-year Students

- H201 **A.** Number of degree-seeking undergraduate students (CDS Item B1 if reporting on Fall 2024 cohort)
- H202 **B.** Number of students in line a who applied for need-based financial aid
- H203 **C.** Number of students in line b who were determined to have financial need
- H204 **D.** Number of students in line c who were awarded any financial aid
- H205 **E.** Number of students in line d who were awarded any need-based scholarship or grant aid
- H206 **F.** Number of students in line d who were awarded any need-based self-help aid
- H207 **G.** Number of students in line d who were awarded any non-need-based scholarship or grant aid
- H208 loans, unsubsidized loans, and private alternative loans)
- H209 **I.** On average, the percentage of need that was met of students who were awarded any need-based aid. Exclude any aid that was awarded in excess of need as well as any resources that were awarded to replace EFC (PLUS loans, unsubsidized loans, and private alternative loans)
- H210 **J.** The average financial aid package of those in line d. Exclude any resources that were awarded to replace EFC (PLUS loans, unsubsidized loans, and private alternative loans)
- H211 **K.** Average need-based scholarship and grant award of those in line e
- H212 **L.** Average need-based self-help award (excluding PLUS loans, unsubsidized loans, and private alternative loans) of those in line f

H213 **M.** Average need-based loan (excluding PLUS loans, unsubsidized loans, and private alternative loans) of those in line f who were awarded a need-based loan

Full-time Undergrad (incl. first-year)

H214 **A.** Number of degree-seeking undergraduate students (CDS Item B1 if reporting on Fall 2024 cohort)

H215 **B.** Number of students in line a who applied for need-based financial aid

H216 **C.** Number of students in line b who were determined to have financial need

H217 **D.** Number of students in line c who were awarded any financial aid

H218 **E.** Number of students in line d who were awarded any need-based scholarship or grant aid

H219 **F.** Number of students in line d who were awarded any need-based self-help aid

H220 **G.** Number of students in line d who were awarded any non-need-based scholarship or grant aid

H221 loans, unsubsidized loans, and private alternative loans)

H222 **I.** On average, the percentage of need that was met of students who were awarded any need-based aid. Exclude any aid that was awarded in excess of need as well as any resources that were awarded to replace EFC (PLUS loans, unsubsidized loans, and private alternative loans)

H223 **J.** The average financial aid package of those in line d. Exclude any resources that were awarded to replace EFC (PLUS loans, unsubsidized loans, and private alternative loans)

H224 **K.** Average need-based scholarship and grant award of those in line e

H225 **L.** Average need-based self-help award (excluding PLUS loans, unsubsidized loans, and private alternative loans) of those in line f

H226 **M.** Average need-based loan (excluding PLUS loans, unsubsidized loans, and private alternative loans) of those in line f who were awarded a need-based loan

Less Than Full-time Undergrad

H227 **A.** Number of degree-seeking undergraduate students (CDS Item B1 if reporting on Fall 2024 cohort)

| | |
|------|---|
| H228 | B. Number of students in line a who applied for need-based financial aid |
| H229 | C. Number of students in line b who were determined to have financial need |
| H230 | D. Number of students in line c who were awarded any financial aid |
| H231 | E. Number of students in line d who were awarded any need-based scholarship or grant aid |
| H232 | F. Number of students in line d who were awarded any need-based self-help aid |
| H233 | G. Number of students in line d who were awarded any non-need-based scholarship or grant aid |
| H234 | H. Number of students in line d whose need was fully met (exclude PLUS loans, unsubsidized loans, and private alternative loans) |
| H235 | I. On average, the percentage of need that was met of students who were awarded any need-based aid. Exclude any aid that was awarded in excess of need as well as any resources that were awarded to replace EFC (PLUS loans, unsubsidized loans, and private alternative loans) |
| H236 | J. The average financial aid package of those in line d. Exclude any resources that were awarded to replace EFC (PLUS loans, unsubsidized loans, and private alternative loans) |
| H237 | K. Average need-based scholarship and grant award of those in line e |
| H238 | L. Average need-based self-help award (excluding PLUS loans, unsubsidized loans, and private alternative loans) of those in line f |
| H239 | M. Average need-based loan (excluding PLUS loans, unsubsidized loans, and private alternative loans) of those in line f who were awarded a need-based loan |

| | |
|------------|--|
| H2A | Number of Enrolled Students Awarded Non-need-based Scholarships awarded institutional non-need-based scholarship or grant aid. <ul style="list-style-type: none"> Numbers should reflect the cohort awarded the dollars reported in H In the chart below, students may be counted in more than one row, and counted as full-time undergraduates. |
|------------|--|

Number of Enrolled Students Awarded Non-need-based Scholarships and Grants

First-time, Full-time, First-year Students

H2A01 **N.** Number of students in line a who had no financial need and who were awarded institutional non-need-based scholarship or grant aid (exclude those who were awarded athletic awards and tuition benefits)

H2A02 **O.** Average dollar amount of institutional non-need-based scholarship and grant aid awarded to students in line n

H2A03 **P.** Number of students in line a who were awarded an institutional non-need-based athletic scholarship or grant

H2A04 **Q.** Average dollar amount of institutional non-need-based athletic scholarships and grants awarded to students in line p

Full-time Undergrad (Incl. First-year.)

H2A05 **N.** Number of students in line a who had no financial need and who were awarded institutional non-need-based scholarship or grant aid (exclude those who were awarded athletic awards and tuition benefits)

H2A06 **O.** Average dollar amount of institutional non-need-based scholarship and grant aid awarded to students in line n

H2A07 **P.** Number of students in line a who were awarded an institutional non-need-based athletic scholarship or grant

H2A08 **Q.** Average dollar amount of institutional non-need-based athletic scholarships and grants awarded to students in line p

Less Than Full-time Undergrad

H2A09 **N.** Number of students in line a who had no financial need and who were awarded institutional non-need-based scholarship or grant aid (exclude those who were awarded athletic awards and tuition benefits)

H2A10 **O.** Average dollar amount of institutional non-need-based scholarship and grant aid awarded to students in line n

H2A11 P. Number of students in line a who were awarded an institutional non-need-based athletic scholarship or grant

H2A12 Q. Average dollar amount of institutional non-need-based athletic scholarships and grants awarded to students in line p

Note: These are the graduates and loan types to include and exclude in line p
Include:

- **2024 undergraduate class: all students who started at your institution and received a bachelor's degree between July 1, 2023 and June 30, 2024.**
- Only loans made to students who borrowed while enrolled at your institution.
- Co-signed loans.

Exclude

- Students who transferred in.
- Money borrowed at other institutions.
- Parent loans
- Students who did not graduate or who graduated with another degree (not a bachelor's degree).

H4

H401 Provide the number of students in the 2024 undergraduate class who started at your institution as first-time students and received a bachelor's degree between July 1, 2023 and June 30, 2024. Exclude students who transferred into your institution.

H5

H5. Number and percent of students in class (defined in H4 above) who borrowed from federal and nonfederal sources

- The "Average per-undergraduate-borrower cumulative principal borrowed" column should contain the average per-undergraduate-borrower cumulative principal borrowed from federal and nonfederal sources (in dollars).
- The numbers, percentages, and averages for each row should be based on the particular row. For example, the federal loans average (row b) should be based on federal loans and the private loans average (row e) should only be the average for private loans.

Source/Type of Loan

Number in the class (defined in H4 above) who borrowed from the types of loans specified in the first column

-
- H501 **A.** Any loan program: Federal Perkins, Federal Stafford Subsidized and Unsubsidized, institutional, state, private loans that your institution is aware of, etc. Include both Federal Direct Student Loans and Federal Family Education Loans.
- H502 **B.** Federal loan programs: Federal Perkins, Federal Stafford Subsidized and Unsubsidized. Include both Federal Direct Student Loans and Federal Family Education Loans.
- H503 **C.** Institutional loan programs.
- H504 **D.** State loan programs.
- H505 **E.** Private student loans made by a bank or lender.

Percent of the class (defined above) who borrowed from the types of loans specified in the first column (nearest 1%)

- H506 **A.** Any loan program: Federal Perkins, Federal Stafford Subsidized and Unsubsidized, institutional, state, private loans that your institution is aware of, etc. Include both Federal Direct Student Loans and Federal Family Education Loans.
- H507 **B.** Federal loan programs: Federal Perkins, Federal Stafford Subsidized and Unsubsidized. Include both Federal Direct Student Loans and Federal Family Education Loans.
- H508 **C.** Institutional loan programs.
- H509 **D.** State loan programs.
- H510 **E.** Private student loans made by a bank or lender.

Average per-undergraduate-borrower cumulative principal borrowed from the types of loans specified in the first column (nearest \$1)

- H511 **A.** Any loan program: Federal Perkins, Federal Stafford Subsidized and Unsubsidized, institutional, state, private loans that your institution is aware of, etc. Include both Federal Direct Student Loans and Federal Family Education Loans.
- H512 **B.** Federal loan programs: Federal Perkins, Federal Stafford Subsidized and Unsubsidized. Include both Federal Direct Student Loans and Federal Family Education Loans.
- H513 **C.** Institutional loan programs.

- H514 **D.** State loan programs.
- H515 **E.** Private student loans made by a bank or lender.

Aid to Undergraduate Degree-seeking Nonresidents

- **Report numbers and dollar amounts for the same academic year c**

H6 Indicate your institution's policy regarding institutional scholarship and grant aid for undergraduate degree-seeking nonresidents:

- H601 Institutional need-based scholarship or grant aid is available
- H602 Institutional non-need-based scholarship or grant aid is available
- H603 Institutional scholarship or grant aid is not available
- H604 If institutional financial aid is available for undergraduate degree-seeking nonresidents, provide the number of undergraduate degree-seeking nonresidents who were awarded need-based or non-need-based aid:
- H605 Average dollar amount of institutional financial aid awarded to undergraduate degree-seeking nonresidents:
- H606 Total dollar amount of institutional financial aid awarded to undergraduate degree-seeking nonresidents:

H7 Check off all financial aid forms nonresident first-year financial aid ap

- H7101 Institution's own financial aid form
- H7102 CSS/Financial Aid PROFILE
- H7103 Other (specify):

Process for First-Year Students

H8

Select all financial aid forms domestic first-year financial aid applicants

- H801 FAFSA
- H802 Institution's own financial aid form
- H803 CSS PROFILE
- H804 State aid form
- H805 Noncustodial PROFILE
- H806 Business/Farm Supplement

H807 Other (specify):

H9

Indicate filing dates for first-year students:

- H901 Priority date for filing required financial aid forms:
- H902 Deadline for filing required financial aid forms:
- H903 No deadline for filing required forms (applications processed on a rolling basis)

H10

Indicate notification dates for first-year students (answer a or b):

- H1001 a) Students notified on or about (date):
- H1002 b) Students notified on a rolling basis:
- H1003 If yes, starting date:

H11

Indicate reply dates:

H1101 Students must reply by (date):

H1102 or within____weeks of notification.

Types of Aid Available

Please check off all types of aid available to undergraduates at your insti

H12

Loans

H1201 Federal Direct Subsidized Stafford Loans

H1202 Federal Direct Unsubsidized Stafford Loans

H1203 Federal Direct PLUS Loans

H1204 Federal Nursing Loans

H1205 State Loans

H1206 College/university loans from institutional funds

H1207 Other (specify):

H13

Need Based Scholarships and Grants

H1301 Federal Pell Grants

H1302 Federal SEOG

H1303 State scholarships/grants

H1304 Private scholarships

H1305 College/university scholarship or grant aid from institutional funds

H1306 United Negro College Fund

H1307 Federal Nursing Scholarship

H1308 Other (specify):

H14**Select criteria used in awarding institutional aid. Select all that apply.****Non-Need Based**

- H1401 Academics
- H1402 Alumni affiliation
- H1403 Art
- H1404 Athletics
- H1405 Job skills
- H1406 ROTC
- H1407 Leadership
- H1408 Music/drama
- H1409 Religious affiliation
- H1410 State/district residency

Need Based

- H1411 Academics
- H1412 Alumni affiliation
- H1413 Art
- H1414 Athletics
- H1415 Job skills
- H1416 Leadership
- H1417 Music/drama
- H1418 Religious affiliation
- H1419 State/district residency

H15

If your institution has recently implemented any major financial aid policy, program, or initiative to make your institution more affordable to incoming students such as replacing loans with grants, or waiving costs for families below a certain income level please provide details:

H1501

H. FINANCIAL AID

g Section H.

tionally required financial aid applications/forms, such as the FAFSA.

gram (federal, state, subsidized, unsubsidized, private, etc.; excluding parent loans) while the student was enrolled
y of the student and **should** be included.

ifts and tuition funded grants for which the institution determines the recipient.

odology and/or your institution's own standards.

stitutional, state, federal, or other sources for which a student must have financial need to qualify. This includes bc

stitutional, state, federal, or other sources for which a student must have financial need to qualify.

eral, or other sources for which a student must demonstrate financial need to qualify.

ts, or merit-based aid from institutional, state, federal, or other sources (including unrestricted funds or gifts and er
er non-need-based reason. When reporting questions H1 and H2, non-need-based aid that is used to meet need sh

s need-based:

grants

oans

ans

or other sources for which a student need not demonstrate financial need to qualify.

nk, credit union or private lender used to pay for up to the annual cost of education, less any financial aid received.

m outside (private) sources that students bring with them (e.g., Kiwanis, National Merit scholarships). The institutio
ipient or the dollar amount awarded.

/ employment packaged by your institution in financial aid awards.

Full-time degree-seeking undergraduates (using the same cohort reported in CDS Question B1, “total degree-seeking cohort”),

for federal aid.

as reported in the need-based aid

to cover need, see the entry for “non-need-based aid” in the same section.

| Response 'x' | | | | | | |
|--------------|-------------------------|---------------------------------|-----------|-----------|-----|-----|
| x | Financial A Reporting \ | All | All | All | All | All |
| | Financial A Reporting \ | All | All | All | All | All |
| Response 'x' | | | | | | |
| x | Financial A Methodolo | All | All | All | All | All |
| | Financial A Methodolo | All | All | All | All | All |
| | Financial A Methodolo | All | All | All | All | All |
| Total | | | | | | |
| \$18,651,965 | | Financial A Need-base Degree-se | Undergrad | Undergrad | All | All |
| \$5,146,692 | | Financial A Need-base Degree-se | Undergrad | Undergrad | All | All |
| \$7,650,610 | | Financial A Need-base Degree-se | Undergrad | Undergrad | All | All |

| | | | | | | |
|--------------|---------------------|---------------------------------|-----------|-----------|-----|-----|
| | \$944,824 | Financial A Need-base Degree-se | Undergrad | Undergrad | All | All |
| | \$32,394,091 | Financial A Need-base Degree-se | Undergrad | Undergrad | All | All |
| | | | | | | |
| | \$13,567,412 | Financial A Need-base Degree-se | Undergrad | Undergrad | All | All |
| | \$184,325 | Financial A Need-base Degree-se | Undergrad | Undergrad | All | All |
| | | | | | | |
| | \$184,325 | Financial A Need-base Degree-se | Undergrad | Undergrad | All | All |
| | \$13,936,062 | Financial A Need-base Degree-se | Undergrad | Undergrad | All | All |
| | \$786,239 | Financial A Need-base Degree-se | Undergrad | Undergrad | All | All |
| | | | | | | |
| | \$2,917,995 | Financial A Need-base Degree-se | Undergrad | Undergrad | All | All |
| | \$508,128 | Financial A Need-base Degree-se | Undergrad | Undergrad | All | All |
| | | | | | | |
| Total | | | | | | |
| | | | | | | |
| | \$19,798 | Financial A Non-need- Degree-se | Undergrad | Undergrad | All | All |
| | | | | | | |
| | \$2,942,963 | Financial A Non-need- Degree-se | Undergrad | Undergrad | All | All |
| | | | | | | |
| | \$7,650,610 | Financial A Non-need- Degree-se | Undergrad | Undergrad | All | All |
| | | | | | | |
| | \$935,099 | Financial A Non-need- Degree-se | Undergrad | Undergrad | All | All |
| | \$11,548,470 | Financial A Non-need- Degree-se | Undergrad | Undergrad | All | All |
| | | | | | | |
| | \$1,713,446 | Financial A Non-need- Degree-se | Undergrad | Undergrad | All | All |
| | | | | | | |
| | | | | | | |
| | \$2,986 | Financial A Non-need- Degree-se | Undergrad | Undergrad | All | All |
| | \$1,716,432 | Financial A Non-need- Degree-se | Undergrad | Undergrad | All | All |
| | \$236,394 | Financial A Non-need- Degree-se | Undergrad | Undergrad | All | All |
| | | | | | | |
| | \$7,846,932 | Financial A Non-need- Degree-se | Undergrad | Undergrad | All | All |
| | \$2,795,420 | Financial A Non-need- Degree-se | Undergrad | Undergrad | All | All |

-seeking full-time and less-than-full-time undergraduates who applied for and were awarded financial aid from
| be counted as need-

1.
and full-time first-year students

| | | | | | |
|---------------------------------------|--|--|----------------------------------|---------------------------|----|
| | | | | | |
| Number | | | | | |
| 1701 Financial A Students A Degree-se | | | Undergrad First-time, All | FT | |
| 1479 Financial A Students A Degree-se | | | Undergrad First-time, All | FT | |
| 1097 Financial A Students A Degree-se | | | Undergrad First-time, All | FT | |
| 1090 Financial A Students A Degree-se | | | Undergrad First-time, All | FT | |
| 878 Financial A Students A Degree-se | | | Undergrad First-time, All | FT | |
| 279 Financial A Students A Degree-se | | | Undergrad First-time, All | FT | |
| 906 Financial A Students A Degree-se | | | Undergrad First-time, All | FT | |
| 172 Financial A Students A Degree-se | | | Undergrad First-time, All | FT | |
| Percentage | | | | | |
| 60% | | | Financial A Students A Degree-se | Undergrad First-time, All | FT |
| Average in \$ | | | | | |
| \$ 15,826 | | | Financial A Students A Degree-se | Undergrad First-time, All | FT |
| \$ 7,279 | | | Financial A Students A Degree-se | Undergrad First-time, All | FT |
| \$ 3,072 | | | Financial A Students A Degree-se | Undergrad First-time, All | FT |

\$ 3,126

Financial A Students A Degree-se Undergrad First-time, All FT

Number

6233 Financial A Students A Degree-se Undergrad Undergrad All FT

4938 Financial A Students A Degree-se Undergrad Undergrad All FT

3864 Financial A Students A Degree-se Undergrad Undergrad All FT

3801 Financial A Students A Degree-se Undergrad Undergrad All FT

3155 Financial A Students A Degree-se Undergrad Undergrad All FT

1524 Financial A Students A 5 Undergrad Undergrad All FT

2310 Financial A Students A Degree-se Undergrad Undergrad All FT

282 Financial A Students A Degree-se Undergrad Undergrad All FT

Percentage

49% Financial A Students A Degree-se Undergrad Undergrad All FT

Average in \$

\$ 14,348

Financial A Students A Degree-se Undergrad Undergrad All FT

\$ 6,911

Financial A Students A Degree-se Undergrad Undergrad All FT

\$ 3,967

Financial A Students A Degree-se Undergrad Undergrad All FT

\$ 4,024

Financial A Students A Degree-se Undergrad Undergrad All FT

Number

1352 Financial A Students A Degree-se Undergrad Undergrad All PT

| | | | |
|-----|----------------------------------|-------------------------|----|
| 764 | Financial A Students A Degree-se | Undergrad Undergrad All | PT |
| 617 | Financial A Students A Degree-se | Undergrad Undergrad All | PT |
| 556 | Financial A Students A Degree-se | Undergrad Undergrad All | PT |
| 459 | Financial A Students A Degree-se | Undergrad Undergrad All | PT |
| 296 | Financial A Students A Degree-se | Undergrad Undergrad All | PT |
| 58 | Financial A Students A Degree-se | Undergrad Undergrad All | PT |
| 4 | Financial A Students A Degree-se | Undergrad Undergrad All | PT |

Percentage

| | | | |
|-----|----------------------------------|-------------------------|----|
| 23% | Financial A Students A Degree-se | Undergrad Undergrad All | PT |
|-----|----------------------------------|-------------------------|----|

Average in \$

| | | | |
|----------|----------------------------------|-------------------------|----|
| \$ 6,819 | Financial A Students A Degree-se | Undergrad Undergrad All | PT |
| \$ 3,766 | Financial A Students A Degree-se | Undergrad Undergrad All | PT |
| \$ 3,648 | Financial A Students A Degree-se | Undergrad Undergrad All | PT |
| \$ 3,620 | Financial A Students A Degree-se | Undergrad Undergrad All | PT |

and Grants: List the number of degree-seeking full-time and less-than-full-time undergraduates who had no financ

1. nd full-time freshmen should also be

Number

337 Financial A Students A Degree-se Undergrad First-time, All FT

Average in \$

4662 Financial A Students A Degree-se Undergrad First-time, All FT

Number

70 Financial A Students A Degree-se Undergrad First-time, All FT

Average in \$

13319 Financial A Students A Degree-se Undergrad First-time, All FT

Number

9 Financial A Students A Degree-se Undergrad Undergrad All FT

Average in \$

4424 Financial A Students A Degree-se Undergrad Undergrad All FT

Number

258 Financial A Students A Degree-se Undergrad Undergrad All FT

Average in \$

12735 Financial A Students A Degree-se Undergrad Undergrad All FT

Number

1048 Financial A Students A Degree-se Undergrad Undergrad All FT

Average in \$

2742 Financial A Students A Degree-se Undergrad Undergrad All FT

Number

| | | | | | | | | |
|---------------|------|-------------|------------|-----------|-----------|-----------|-----|----|
| | 3 | Financial A | Students A | Degree-se | Undergrad | Undergrad | All | FT |
| Average in \$ | | | | | | | | |
| | 6644 | Financial A | Students A | Degree-se | Undergrad | Undergrad | All | FT |

n order to fill out CDS H4 and H5.

tion as first-time students and
4.
stitution.

or certificate (but no

| | | | | | | | | |
|--------|--|--|--|--|--|--|--|--|
| Number | | | | | | | | |
|--------|--|--|--|--|--|--|--|--|

| | | | | | | | | |
|--|-----|-------------|------------|-----|-----------|-------------|-----|-----|
| | 660 | Financial A | Graduating | All | Undergrad | First-time, | All | All |
|--|-----|-------------|------------|-----|-----------|-------------|-----|-----|

rowing from federal, non-federal, and any loan sources, and the average (or mean) amount borrowed.
owed,” is designed to provide better
stitutional, state, commercial) sources.
ed only on the loan source specified for
uld only be the cumulative average of
cumulative average of private loans.

| | |
|--------|--|
| Number | |
|--------|--|

286 Financial A Source Type Number in Undergrad First-time, All All

280 Financial A Source Type Number in Undergrad First-time, All All

0 Financial A Source Type Number in Undergrad First-time, All All

0 Financial A Source Type Number in Undergrad First-time, All All

Financial A Source Type Number in Undergrad First-time, All All

Percent

43% Financial A Source Type Percent of Undergrad First-time, All All

32% Financial A Source Type Percent of Undergrad First-time, All All

0 Financial A Source Type Percent of Undergrad First-time, All All

0 Financial A Source Type Percent of Undergrad First-time, All All

0 Financial A Source Type Percent of Undergrad First-time, All All

Average in \$

Financial A Source Type Average per Undergrad First-time, All All

Financial A Source Type Average per Undergrad First-time, All All

Financial A Source Type Average per Undergrad First-time, All All

| | | | |
|-------------------------|-----------------------|-----------------|-----|
| Financial A Source Type | Average per Undergrad | First-time, All | All |
| Financial A Source Type | Average per Undergrad | First-time, All | All |

checked in item H1

| Response 'x' | | | |
|--------------|-----------------------------------|---------------|---------|
| x | Financial A Aid to Non-Aid Policy | Undergrad All | All All |
| x | Financial A Aid to Non-Aid Policy | Undergrad All | All All |
| | Financial A Aid to Non-Aid Policy | Undergrad All | All All |

| Number | | | |
|--------|---------------------------------|---------------|---------|
| | Financial A Aid to Non-Awardees | Undergrad All | All All |

| Average in \$ | | | |
|---------------|-----------------------------------|---------------|---------|
| | Financial A Aid to Non-Average Av | Undergrad All | All All |

| Total in \$ | | | |
|-------------|-----------------------------------|---------------|---------|
| | Financial A Aid to Non-Total Amot | Undergrad All | All All |

applicants must submit:

| Response 'x' | | | |
|---------------|------------------------------------|----------------------|-----------------|
| | Financial A Financial A Applicants | Undergrad First-year | Nonresident All |
| | Financial A Financial A Applicants | Undergrad First-year | Nonresident All |
| Response Text | | | |
| | Financial A Financial A Applicants | Undergrad First-year | Nonresident All |

must submit:

| Response 'x' | | | | | |
|---------------|-------------|-------------|------------|-----------|------------|
| x | Financial A | Financial A | Applicants | Undergrad | First-year |
| | Domestic | All | | | |
| | Financial A | Financial A | Applicants | Undergrad | First-year |
| | Domestic | All | | | |
| | Financial A | Financial A | Applicants | Undergrad | First-year |
| | Domestic | All | | | |
| | Financial A | Financial A | Applicants | Undergrad | First-year |
| | Domestic | All | | | |
| | Financial A | Financial A | Applicants | Undergrad | First-year |
| | Domestic | All | | | |
| | Financial A | Financial A | Applicants | Undergrad | First-year |
| | Domestic | All | | | |
| Response Text | | | | | |
| | Financial A | Financial A | Applicants | Undergrad | First-year |
| | Domestic | All | | | |

| Date | | | | | |
|--------------|-------------|-------------|-----|-----------|------------|
| 1-Mar | Financial A | Financial A | All | Undergrad | First-year |
| | All | All | | | |
| | Financial A | Financial A | All | Undergrad | First-year |
| | All | All | | | |
| Response 'x' | | | | | |
| | Financial A | Financial A | All | Undergrad | First-year |
| | All | All | | | |

| Date | | | | | |
|---------------------|-------------|-------------|-----|-----------|------------|
| 1-Apr | Financial A | Financial A | All | Undergrad | First-year |
| | All | All | | | |
| Response 'Y' or 'N' | | | | | |
| N | Financial A | Financial A | All | Undergrad | First-year |
| | All | All | | | |
| Date | | | | | |
| | Financial A | Financial A | All | Undergrad | First-year |
| | All | All | | | |

| Date | | | | | |
|-----------------|-------------|-------------|-----|-----------|----------------|
| na | Financial A | Financial A | All | Undergrad | First-year All |
| na | | | | | All |
| Number of weeks | | | | | |
| | Financial A | Financial A | All | Undergrad | First-year All |
| | | | | | All |

tution:

| Response 'x' | | | | | |
|---------------|-------------|-------------|-------|-----------|---------------|
| x | Financial A | Aid Availat | Loans | Undergrad | Undergrad All |
| x | Financial A | Aid Availat | Loans | Undergrad | Undergrad All |
| x | Financial A | Aid Availat | Loans | Undergrad | Undergrad All |
| x | Financial A | Aid Availat | Loans | Undergrad | Undergrad All |
| | Financial A | Aid Availat | Loans | Undergrad | Undergrad All |
| | Financial A | Aid Availat | Loans | Undergrad | Undergrad All |
| Response Text | | | | | |
| | Financial A | Aid Availat | Loans | Undergrad | Undergrad All |
| | | | | | All |


| Response 'x' | | | | | |
|---------------|-------------|-------------|-----------|-----------|---------------|
| x | Financial A | Aid Availat | Need Base | Undergrad | Undergrad All |
| | Financial A | Aid Availat | Need Base | Undergrad | Undergrad All |
| x | Financial A | Aid Availat | Need Base | Undergrad | Undergrad All |
| x | Financial A | Aid Availat | Need Base | Undergrad | Undergrad All |
| x | Financial A | Aid Availat | Need Base | Undergrad | Undergrad All |
| | Financial A | Aid Availat | Need Base | Undergrad | Undergrad All |
| x | Financial A | Aid Availat | Need Base | Undergrad | Undergrad All |
| Response Text | | | | | |
| | Financial A | Aid Availat | Need Base | Undergrad | Undergrad All |
| | | | | | All |

| Response 'x' | | | |
|--------------|-----------------------------------|-------------------------|-----|
| x | Financial A Institution: Non-Need | Undergrad Undergrad All | All |
| x | Financial A Institution: Non-Need | Undergrad Undergrad All | All |
| x | Financial A Institution: Non-Need | Undergrad Undergrad All | All |
| x | Financial A Institution: Non-Need | Undergrad Undergrad All | All |
| x | Financial A Institution: Non-Need | Undergrad Undergrad All | All |
| x | Financial A Institution: Non-Need | Undergrad Undergrad All | All |
| x | Financial A Institution: Non-Need | Undergrad Undergrad All | All |
| x | Financial A Institution: Non-Need | Undergrad Undergrad All | All |
| x | Financial A Institution: Non-Need | Undergrad Undergrad All | All |

| Response 'x' | | | |
|--------------|------------------------------------|-------------------------|-----|
| x | Financial A Institution: Need Base | Undergrad Undergrad All | All |
| x | Financial A Institution: Need Base | Undergrad Undergrad All | All |
| | Financial A Institution: Need Base | Undergrad Undergrad All | All |
| x | Financial A Institution: Need Base | Undergrad Undergrad All | All |
| | Financial A Institution: Need Base | Undergrad Undergrad All | All |
| x | Financial A Institution: Need Base | Undergrad Undergrad All | All |
| x | Financial A Institution: Need Base | Undergrad Undergrad All | All |
| | Financial A Institution: Need Base | Undergrad Undergrad All | All |
| x | Financial A Institution: Need Base | Undergrad Undergrad All | All |

| Response Text | | | |
|---------------|---------------------------------|-------------------------|-----|
| | Financial A Institution: Policy | Undergrad Undergrad All | All |

Gender Value type



l at an institution.

oth institutional and non-

ndowment income)
ould be counted as

on may process

ing” undergraduates)

All x
All x

All x
All x
All x

All Nearest \$1

All Nearest \$1

All Nearest \$1

All Nearest \$1

All Nearest \$1

All Nearest \$1

All Nearest \$1

All Nearest \$1

All Nearest \$1

All Nearest \$1

All Nearest \$1

All Nearest \$1

All Nearest \$1

All Nearest \$1

All Nearest \$1

All Nearest \$1

All Nearest \$1

All Nearest \$1

All Nearest \$1

All Nearest \$1

All Nearest \$1

All Nearest \$1

All Nearest \$1

any source.

All Number

All Number

All Number

All Number

All Number

All Number

All Number

All Number

All Nearest 1%

All Nearest \$1

All Nearest \$1

All Nearest \$1

All Nearest \$1

All Number

All Number

All Number

All Number

All Number

All Number

All Number

All Number

All Nearest 1%

All Nearest \$1

All Nearest \$1

All Nearest \$1

All Nearest \$1

All Number

All Number

All Number

All Number

All Number

All Number

All Number

All Number

All Nearest 1%

All Nearest \$1

All Nearest \$1

All Nearest \$1

All Nearest \$1

cial need and who were

All Number

All Nearest \$1

All Number

All Nearest \$1

All Number

All Nearest \$1

All Number

All Nearest \$1

All Number

All Nearest \$1

All Number

All Nearest \$1

All Number

All Number

All Number

All Number

All Number

All Number

All Nearest 1%

All Nearest 1%

All Nearest 1%

All Nearest 1%

All Nearest 1%

All Nearest \$1

All Nearest \$1

All Nearest \$1

All Nearest \$1

All Nearest \$1

All x

All x

All x

All Number

All Nearest \$1

All Nearest \$1

All x

All x

All Text

| | |
|-----|---|
| All | x |
| All | x |
| All | x |
| All | x |
| All | x |
| All | x |

| | |
|-----|------|
| All | Text |
|-----|------|

| | |
|-----|-------|
| All | MM-DD |
| All | MM-DD |

| | |
|-----|---|
| All | x |
|-----|---|

| | |
|-----|-------|
| All | MM-DD |
|-----|-------|

| | |
|-----|----|
| All | YN |
|-----|----|

| | |
|-----|-------|
| All | MM-DD |
|-----|-------|

All MM-DD

All Number

- All x
- All x
- All x
- All x
- All x
- All x

All Text

- All x
- All x
- All x
- All x

- All x
- All x
- All x

All Text

| | |
|-----|---|
| All | x |
| All | x |
| All | x |
| All | x |
| All | x |
| All | x |
| All | x |
| All | x |
| All | x |
| All | x |

| | |
|-----|---|
| All | x |
| All | x |
| All | x |
| All | x |
| All | x |
| All | x |
| All | x |
| All | x |
| All | x |

| | |
|-----|------|
| All | Text |
|-----|------|

I-1 Please report the number of instructional faculty members in each category for I

The following definition of full-time instructional faculty is used by the American Association of Colleges and Universities (AAUP). Instructional Faculty is defined as those members of the instructional-research faculty who determine inclusions and exclusions:

Full-time

A. Instructional faculty in preclinical and clinical medicine, faculty who are not paid to donate their services or are in the military), or research-only faculty, post-doctoral fellows, and research fellows: **Exclude**

B. Administrative officers with titles such as dean of students, librarian, registrar, controller, or other administrative titles, even though they may devote part of their time to classroom instruction and may have a faculty title: **Exclude**

C. Other administrators/staff who teach one or more non-clinical credit courses even though they may have a faculty title: **Exclude**

D. Undergraduate or graduate students who assist in the instruction of courses, but are not paid as teaching assistants, teaching fellows, and the like: **Exclude**

E. Faculty on sabbatical or leave with pay: **Include**

F. Faculty on leave without pay: **Exclude**

G. Replacement faculty for faculty on sabbatical leave or leave with pay: **Exclude**

Full-time instructional faculty: faculty employed on a full-time basis for instructional purposes

Part-time instructional faculty: Adjuncts and other instructors being paid solely for one or two four-month sessions. Employees who are not considered full-time instructional faculty are not included.

Minority faculty: includes faculty who designate themselves as Black, non-Hispanic, or American Indian/Alaska Native.

Doctorate: includes such degrees as Doctor of Philosophy, Doctor of Education, Doctor of Public Administration, Doctor of Social Work, Doctor of Nursing Practice, Doctor of Veterinary Medicine, Doctor of Podiatric Medicine, Doctor of Chiropractic, Doctor of Dental Medicine, Doctor of Pharmacy, Doctor of Theology, Doctor of Divinity, Doctor of Sacred Theology, Doctor of Canon Law, Doctor of Jurisprudence, Doctor of Laws, Doctor of Letters, Doctor of Science, Doctor of Fine Arts, Doctor of Music, Doctor of Architecture, Doctor of Engineering, Doctor of Business Administration, Doctor of Health Administration, Doctor of Health Services Administration, Doctor of Health Policy, Doctor of Health Law, Doctor of Health Management, Doctor of Health Economics, Doctor of Health Education, Doctor of Health Communication, Doctor of Health Behavior, Doctor of Health Promotion, Doctor of Health Policy and Management, Doctor of Health Law and Ethics, Doctor of Health Economics and Management, Doctor of Health Education and Communication, Doctor of Health Behavior and Promotion, Doctor of Health Policy and Management, Doctor of Health Law and Ethics, Doctor of Health Economics and Management, Doctor of Health Education and Communication, Doctor of Health Behavior and Promotion.

Terminal master's degree: a master's degree that is considered the highest degree

Full-Time Faculty

- I101 A. Total number of instructional faculty
- I102 B. Total number who are members of minority groups
- I103 C. Total number who are women
- I104 D. Total number who are men
- I105 E. Total number who are nonresidents (international)
- I106 F. Total number with doctorate, or other terminal degree

- I107 G. Total number whose highest degree is a master's but not a terminal master's
- I108 H. Total number whose highest degree is a bachelor's
- I109 I. Total number whose highest degree is unknown or other (Note: Items f, g, h, and i must sum up to item a.)
- I110 J. Total number in stand-alone graduate/professional programs in which faculty teach virtually only graduate-level students

Part-Time Faculty

- I111 A. Total number of instructional faculty
- I112 B. Total number who are members of minority groups
- I113 C. Total number who are women
- I114 D. Total number who are men
- I115 E. Total number who are nonresidents (international)
- I116 F. Total number with doctorate, or other terminal degree

- I117 G. Total number whose highest degree is a master's but not a terminal master's
- I118 H. Total number whose highest degree is a bachelor's
- I119 I. Total number whose highest degree is unknown or other (Note: Items f, g, h, and i must sum up to item a.)
- I120 J. Total number in stand-alone graduate/professional programs in which faculty teach virtually only graduate-level students

Total Faculty

- I121 A. Total number of instructional faculty
- I122 B. Total number who are members of minority groups
- I123 C. Total number who are women

- I124 D. Total number who are men
- I125 E. Total number who are nonresidents (international)
- I126 F. Total number with doctorate, or other terminal degree
- I127 G. Total number whose highest degree is a master's but not a terminal master's
- I128 H. Total number whose highest degree is a bachelor's
- I129 I. Total number whose highest degree is unknown or other (Note: Items f, g, h, and i must sum up to item a.)
- I130 J. Total number in stand-alone graduate/professional programs in which faculty teach virtually only graduate-level students

I-2 Student to Faculty Ratio

Report the Fall 2024 ratio of full-time equivalent students (full-time plus 1/3 part time students in stand-alone graduate or professional programs such as medicine, law, or

- Do not count undergraduate or graduate student teaching assistants as faculty.

- I201 Fall 2024 Student to Faculty ratio
- I202 based on ____ students
- I203 and ____ faculty

I-3 Undergraduate Class Size

In the table below, please use the following definitions to report information about

- Do not count undergraduate or graduate student teaching assistants as faculty.

Class Sections: A class section is an organized course offered for credit, identified laboratory or discussion session. Undergraduate class sections are defined as any noncredit classes and individual instruction such as dissertation or thesis research language taped tutor sessions, practicums, and all students in one-on-one classes

Class Subsections: A class subsection includes any subsection of a course, such as the lecture portion of the course. Undergraduate subsections are defined as any subsection of a course, such as the lecture portion of the course. Undergraduate subsections are defined as any subsection of a course, such as the lecture portion of the course.

Using the above definitions, please report for each of the following class-size intervals the number of class sections with undergraduates enrolled at another time in 40 separate labs with 20 students should be counted once in

Number of Class Sections with Undergraduates Enrolled

Undergraduate Class Size (provide numbers)

Class Sections

| | |
|------|-------|
| I301 | 2-9 |
| I302 | 10-19 |
| I303 | 20-29 |
| I304 | 30-39 |
| I305 | 40-49 |
| I306 | 50-99 |
| I307 | 100+ |
| I308 | Total |

Class Sub-Sections

| | |
|------|-------|
| I309 | 2-9 |
| I310 | 10-19 |
| I311 | 20-29 |
| I312 | 30-39 |
| I313 | 40-49 |
| I314 | 50-99 |
| I315 | 100+ |
| I316 | Total |

I. INSTRUCTIONAL FACULTY AND CLASS SIZE

Fall 2024. Include faculty who are on your institution’s payroll on the census date your institution uses for II

sociation of University Professors (AAUP) in its annual Faculty Compensation Survey (the part time definitions a
arch staff whose major regular assignment is instruction, including those with released time for research. Use tl

| | |
|--|--|
| l (e.g., those who fellows, or pre- | Part-time A. Instructional faculty in preclinical and clinical medicine, faculty who are not paid (e donate their services or are in the military), or research-only faculty, post-doctoral fellows: Include only if they teach one or more non-clinical credit courses B. Administrative officers with titles such as dean of students, librarian, registrar, coach, and the like, though they may devote part of their time to classroom instruction and may have faculty status: they teach one or more non-clinical credit courses C. Other administrators/staff who teach one or more non-clinical credit courses even though they do not have faculty status: Include D. Undergraduate or graduate students who assist in the instruction of courses, but have no teaching assistant, teaching fellow, and the like: Exclude E. faculty on sabbatical or leave with pay: Exclude F. Faculty on leave without pay: Exclude G. Replacement faculty for faculty on sabbatical leave or leave with pay: Include |
| oach, and the like, have faculty status: | |
| en though they do not | |
| t have titles such as | |

tion (including those with released time for research)

or part-time classroom instruction. Also includes full-time faculty teaching less than two semesters, three quarter time faculty but who teach one or more non-clinical credit courses may be counted as part-time faculty.

ic; American Indian or Alaska Native; Asian, Native Hawaiian or other Pacific Islander, or Hispanic.

doctor of Juridical Science, and Doctor of Public Health in any field such as arts, sciences, education, engineering, or health care, including dentistry (DDS or DMD), medicine (MD), optometry (OD), osteopathic medicine (DO), podiatric medicine (DPM or DCM), or law (JD).

in a field: example, M. Arch (in architecture) and MFA (master of fine arts in art or theater).

| | | | | | |
|--------------|-------------|-------------|-----------|-------------------|---------|
| Total | | | | | |
| 604 | Instruction | Instruction | Full-Time | Undergrad Faculty | All All |
| 45 | Instruction | Instruction | Full-Time | Undergrad Faculty | All All |
| 295 | Instruction | Instruction | Full-Time | Undergrad Faculty | All All |
| 309 | Instruction | Instruction | Full-Time | Undergrad Faculty | All All |
| 21 | Instruction | Instruction | Full-Time | Undergrad Faculty | All All |
| 2 | Instruction | Instruction | Full-Time | Undergrad Faculty | All All |
| | Instruction | Instruction | Full-Time | Undergrad Faculty | All All |
| | Instruction | Instruction | Full-Time | Undergrad Faculty | All All |
| | Instruction | Instruction | Full-Time | Undergrad Faculty | All All |
| | Instruction | Instruction | Full-Time | Undergrad Faculty | All All |
| Total | | | | | |
| 202 | Instruction | Instruction | Part-Time | Undergrad Faculty | All All |
| 11 | Instruction | Instruction | Part-Time | Undergrad Faculty | All All |
| 118 | Instruction | Instruction | Part-Time | Undergrad Faculty | All All |
| 83 | Instruction | Instruction | Part-Time | Undergrad Faculty | All All |
| 2 | Instruction | Instruction | Part-Time | Undergrad Faculty | All All |
| 1 | Instruction | Instruction | Part-Time | Undergrad Faculty | All All |
| | Instruction | Instruction | Part-Time | Undergrad Faculty | All All |
| | Instruction | Instruction | Part-Time | Undergrad Faculty | All All |
| | Instruction | Instruction | Part-Time | Undergrad Faculty | All All |
| | Instruction | Instruction | Part-Time | Undergrad Faculty | All All |
| Total | | | | | |
| 806 | Instruction | Instruction | Total | Undergrad Faculty | All All |
| 15 | Instruction | Instruction | Total | Undergrad Faculty | All All |
| 413 | Instruction | Instruction | Total | Undergrad Faculty | All All |

| | | | | | |
|-----|-------------|-------------------|-------------------|-----|-----|
| 392 | Instruction | Instruction Total | Undergrad Faculty | All | All |
| 23 | Instruction | Instruction Total | Undergrad Faculty | All | All |
| 3 | Instruction | Instruction Total | Undergrad Faculty | All | All |
| | Instruction | Instruction Total | Undergrad Faculty | All | All |
| | Instruction | Instruction Total | Undergrad Faculty | All | All |
| | Instruction | Instruction Total | Undergrad Faculty | All | All |
| | Instruction | Instruction Total | Undergrad Faculty | All | All |

ne) to full-time equivalent instructional faculty (full time plus 1/3 part time). In the ratio calculations, exclude b
veterinary, dentistry, social work, business, or public health in which faculty teach virtually only graduate level :

| Total | | | | | |
|---------|-------------|------------------|-------------------|-----|-----|
| 11 TO 1 | Instruction | Student to Total | Undergrad Faculty | All | All |
| 7749 | Instruction | Student to Total | Undergrad Faculty | All | All |
| 818 | Instruction | Student to Total | Undergrad Faculty | All | All |

the size of classes and class sections offered in the Fall 2024 term.

l by discipline and number, meeting at a stated time or times in a classroom or similar setting, and not a subsec
sections in which at least one degree-seeking undergraduate student is enrolled for credit. Exclude distance le
1, music instruction, or one-to-one readings. Exclude students in independent study, co-operative programs, int
s. Each class section should be counted only once and should not be duplicated because of course catalog cross

as laboratory, recitation, and discussion subsections that are supplementary in nature and are scheduled to m
bsections of courses in which degree-seeking undergraduate students enrolled for credit. As above, exclude n
one-to-one readings. Each class subsection should be counted only once and should not be duplicated becau

/als the number of *class sections* and *class subsections* offered in Fall 2024. For example, a lecture class with 8
n the “100+” column in the class section column and 40 times under the “20-29” column of the class subsecti

| | | | |
|--------------|--|-----|-----|
| Total | | | |
| 778 | Instruction Undergrad Class Sect Undergrad Faculty | All | All |
| 546 | Instruction Undergrad Class Sect Undergrad Faculty | All | All |
| 377 | Instruction Undergrad Class Sect Undergrad Faculty | All | All |
| 129 | Instruction Undergrad Class Sect Undergrad Faculty | All | All |
| 81 | Instruction Undergrad Class Sect Undergrad Faculty | All | All |
| 82 | Instruction Undergrad Class Sect Undergrad Faculty | All | All |
| 16 | Instruction Undergrad Class Sect Undergrad Faculty | All | All |
| 2009 | Instruction Undergrad Class Sect Undergrad Faculty | All | All |

| | | | |
|--------------|--|-----|-----|
| Total | | | |
| 273 | Instruction Undergrad Class Sub- Undergrad Faculty | All | All |
| 143 | Instruction Undergrad Class Sub- Undergrad Faculty | All | All |
| 77 | Instruction Undergrad Class Sub- Undergrad Faculty | All | All |
| 8 | Instruction Undergrad Class Sub- Undergrad Faculty | All | All |
| 9 | Instruction Undergrad Class Sub- Undergrad Faculty | All | All |
| 0 | Instruction Undergrad Class Sub- Undergrad Faculty | All | All |
| 1 | Instruction Undergrad Class Sub- Undergrad Faculty | All | All |
| 511 | Instruction Undergrad Class Sub- Undergrad Faculty | All | All |

Gender Value type

PEDS/AAUP.

are not used by
he chart below to

.g., those who
ows, or pre-doctoral

ch, and the like, even
lty status: **Include if**

though they do not

ave titles such as

ers, two trimesters,

ig, business, and
pharmacy (DPharm



All Number
All Number
All Number
All Number
All Number
All Number

All Number
All Number

All Number

All Number

All Number
All Number
All Number
All Number
All Number
All Number
All Number
All Number

All Number

All Number

All Number
All Number
All Number

| | |
|-----|--------|
| All | Number |
| All | Number |
| All | Number |
| All | Number |
| All | Number |
| All | Number |
| All | Number |

both faculty and students.

| | |
|-----|--------|
| All | Number |
| All | Number |
| All | Number |

ction such as a learning classes and ternships, foreign ss-listings.

reet separately from oncredit classes and se of cross-listings.

300 students who ons table.

